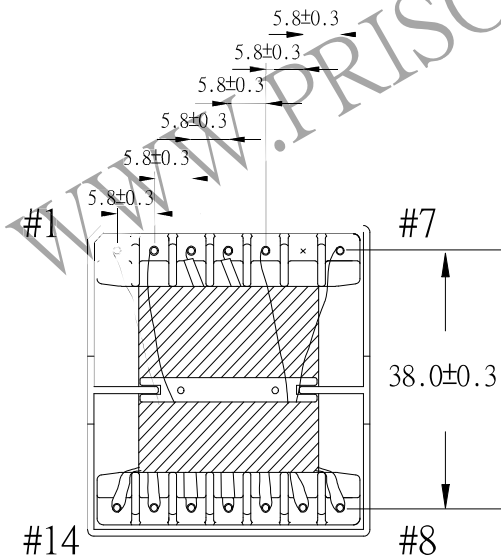
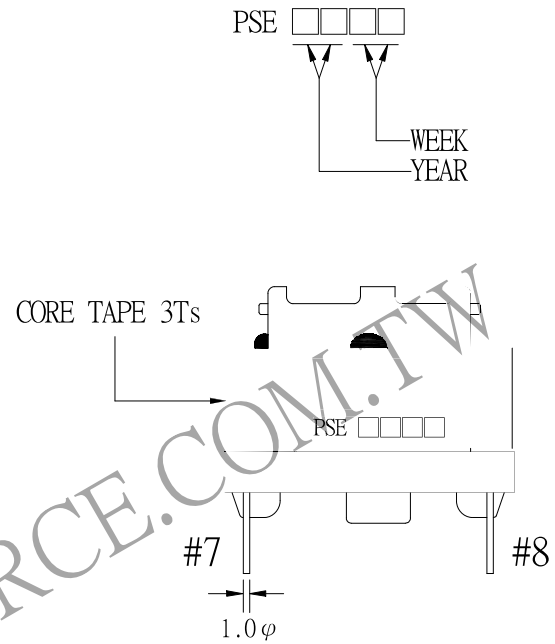
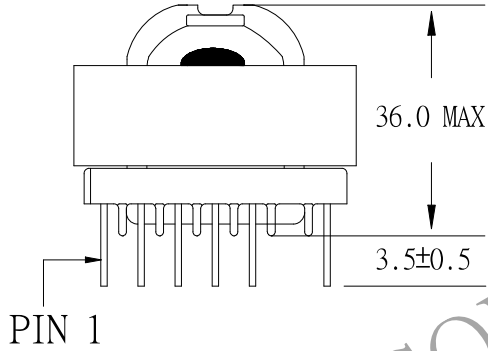
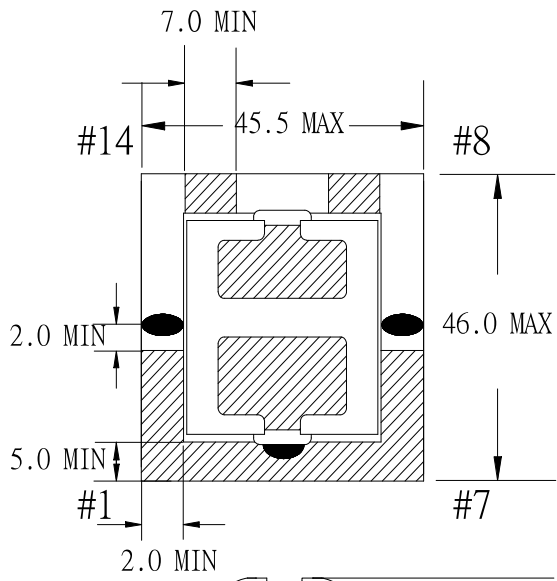
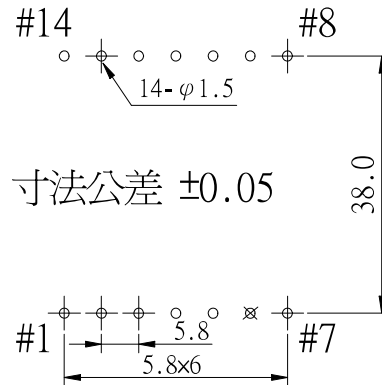


1. MECHANICAL & ASSEMBLY : NOTE:

1. PIN 6 NO.
2. EPOXY FIXED BETWEEN CORE & CORE (TTL:2 POINTS)
3. EPOXY FIXED TOP OF BOBBIN & CORE.(ONE POINT AT PIN1-7 SIDE).



以下の治具に容易に挿入できること。



寸法公差 ±0.05

UNIT : mm

REPORT BY	CHECK BY	APPROVED BY	CUSTOMER :	DATE	
			PART NO : 81P-16005	REV NO.	
			ISSUE NO :	PAGE	4 - 1

2. WINDING CONFIGURATION :

STEP	WINDING	MARGIN TAPE	START-FINISH	COPPER WIRE	TURNS	LAYER TAPE	TUBE	METHOD
1	P1		3 - 4	0.10 ϕ /80C	35	1T/1T/1T/3Ts	#14	CLOSE
2	S1		11,12 - 8,9	0.10 ϕ /150C	8	1T	#14	BIFILAR, CLOSE
3	S2		9,10-13,14	0.10 ϕ /150C	8			
4	P3	~/1.5mm \times 1T	2 - 1	TEX-E 0.30 ϕ	1	1PC		CENTER CLOSE
5	P2		7 - 5	TEX-E 0.30 ϕ	3	3Ts		SPACE

NOTE:

3. ELECTRICAL CHARACTERISTICS :

PIN NO.	INDUCTANCE 1.0 KHz, 1.0V _{rms}	LEAKAGE INDUCTANCE 1.0 KHz, 1.0V _{rms}	VOLTAGE RATIO(V) f= 20KHz INPUT 1V _{rms}	DCR MAX. AT 25°C
3 - 4	412.0 uH \pm 10%	101.0 uH \pm 10%	0.2003V _{rms} \pm 4.0%	88.0 m Ω
11,12 - 8,9		SHORT	0.2006V _{rms} \pm 4.0%	12.5 m Ω
9,10 - 13,14		SHORT	0.0252V _{rms} \pm 7.0%	48.0 m Ω
2 - 1			0.0758V _{rms} \pm 5.0%	100.0 m Ω
7 - 5				

HI-POT TEST : (AT 1 mA, 2 SEC)

PRI	TO	SEC	4800 VAC
PRI	TO	CORE	4800 VAC
SEC	TO	CORE	2160 VAC

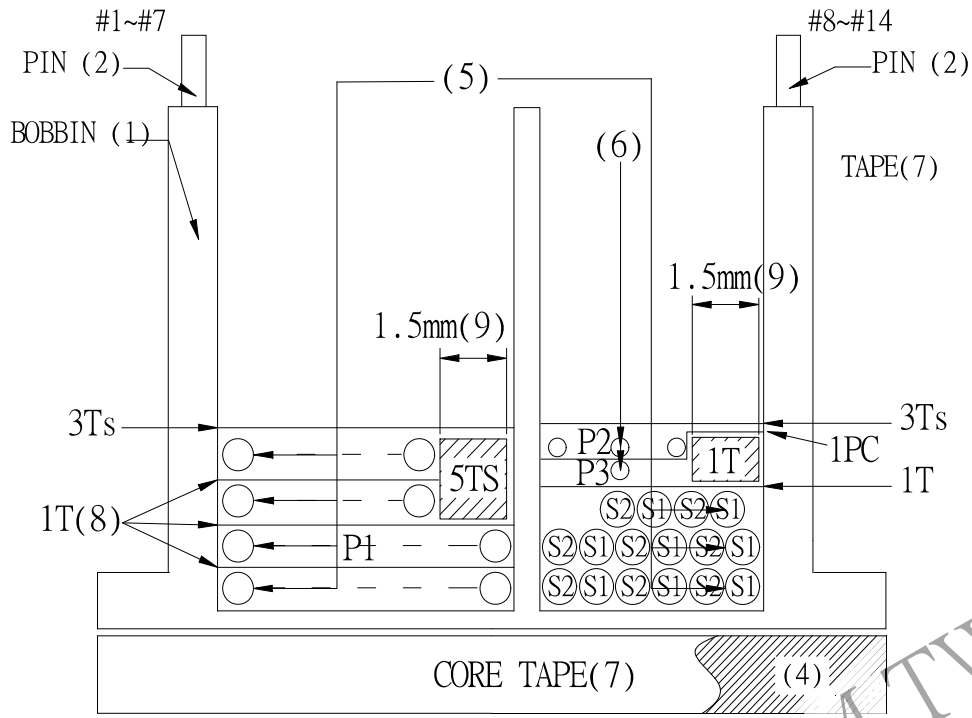
INSULATION RESISTANCE: (AT DC 500V)

PRI	TO	SEC	100 M Ω MIN.
PRI	TO	CORE	100 M Ω MIN.
SEC	TO	CORE	100 M Ω MIN.

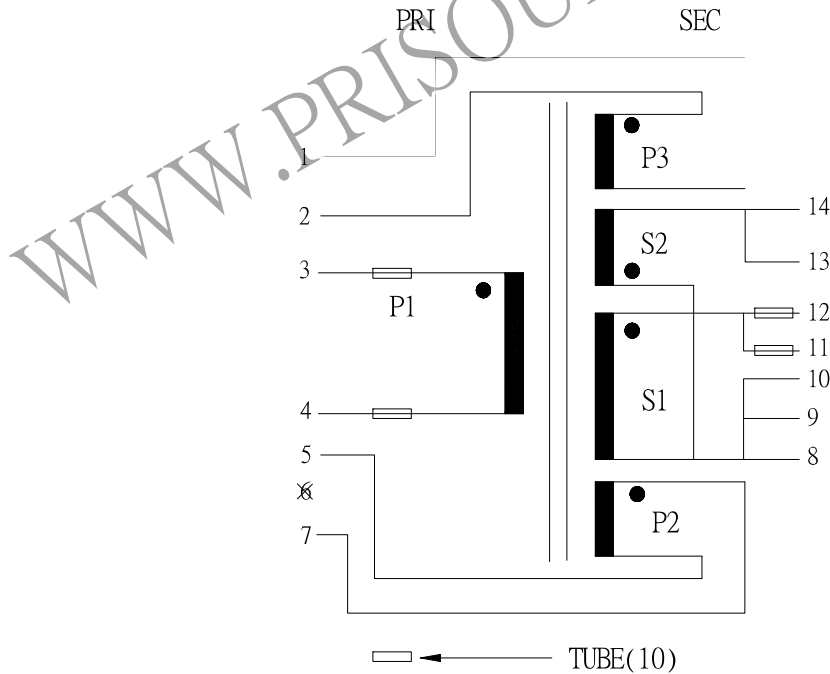
IMPULSE TEST :1200V -P(3 - 4)

REPORT	BY	CHECK	BY	APPROVED	CUSTOMER :	DATE	
					PART NO : 81P-16005	REV NO.	
					ISSUE NO :	PAGE	4 - 2

4. WINDING SEQUENCE:



5. SCHEMATIC:



REPORT BY	CHECK BY	APPROVED BY	CUSTOMER :	DATE
			PART NO : 81P-16005	REV NO.
			ISSUE NO :	PAGE 4 - 3