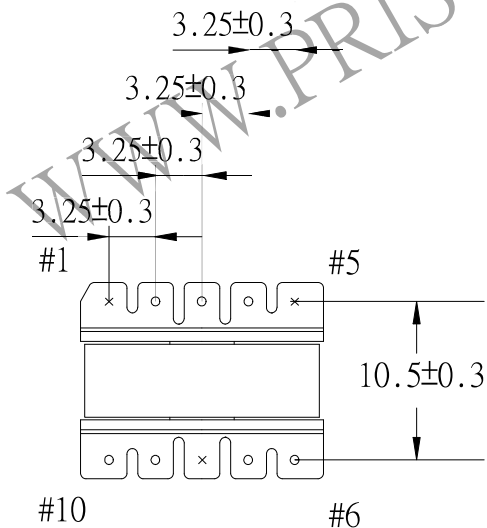
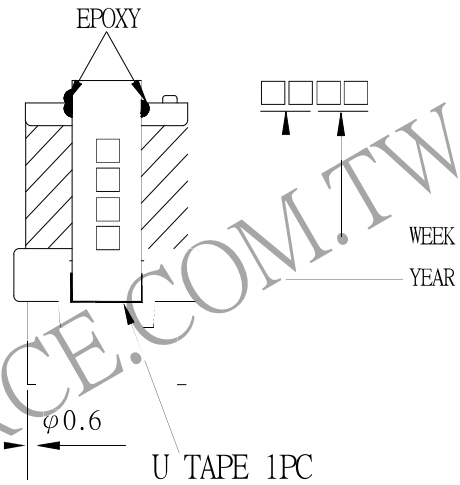
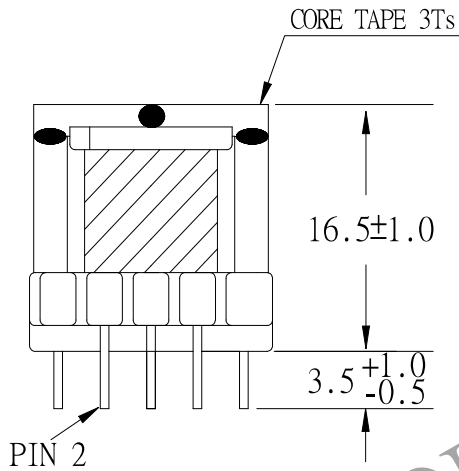
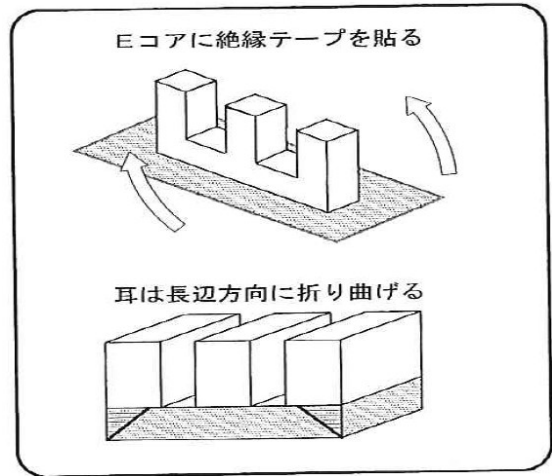
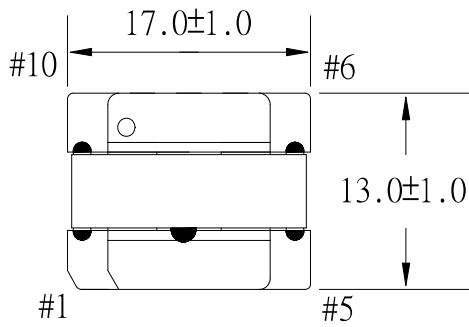


1. MECHANICAL & ASSEMBLY :



NOTE:

1. EPOXY FIXED BETWEEN CORE & CORE (TTL:4 POINTS). EPOXY FIXED TOP OF BOBBIN & CORE.(ONE POINT AT PIN1-5 SIDE).
2. PIN 1,5,8 NO.
3. BOTTOM OF CORE MUST BE WRAPPED A ISOLATION TAPE 1 PC , THE WRAPPING METHOD SHOULD BE THE SAME AS THE PICTURE ABOVE

UNIT : mm

REPORT BY	CHECK BY	APPROVED BY	CUSTOMER :	DATE
			PART NO : 54P-16037	REV NO.
			ISSUE NO :	PAGE 4 - 1

## 2. WINDING CONFIGURATION:

STEP	WINDING	MARGIN TAPE	START-FINISH	COPPER WIRE	TURNS	LAYER TAPE	TUBE	METHOD
1	N2		10 - 9	FWX-E 0.14φ	50	3Ts		CLOSE SPACE
2	N1		4 - 2	FWX-E 0.14φ	50	3Ts		CLOSE SPACE
3	N3		7 - 6	FWX-E 0.14φ	50	3Ts		CLOSE SPACE

NOTE:

## 3. ELECTRICAL CHARACTERISTICS:

PIN NO.	INDUCTANCE 100 KHz, 1.0Vrms	LEAKAGE INDUCTANCE 100KHz, 1.0Vrms	VOLTAGE RATIO(V) f= 20KHz INPUT 1V	DCR MAX AT 25°C
2 - 4	2.5mH ±25%	4.45uH MAX	INPUT 1V	2.0 Ω
9 - 10		SHORT	0.9989Vrms±3.0%	1.8 Ω
6 - 7		SHORT	0.9993Vrms±3.0%	2.5 Ω

HI-POT TEST: (AT 0.5 mA, 2 SEC)

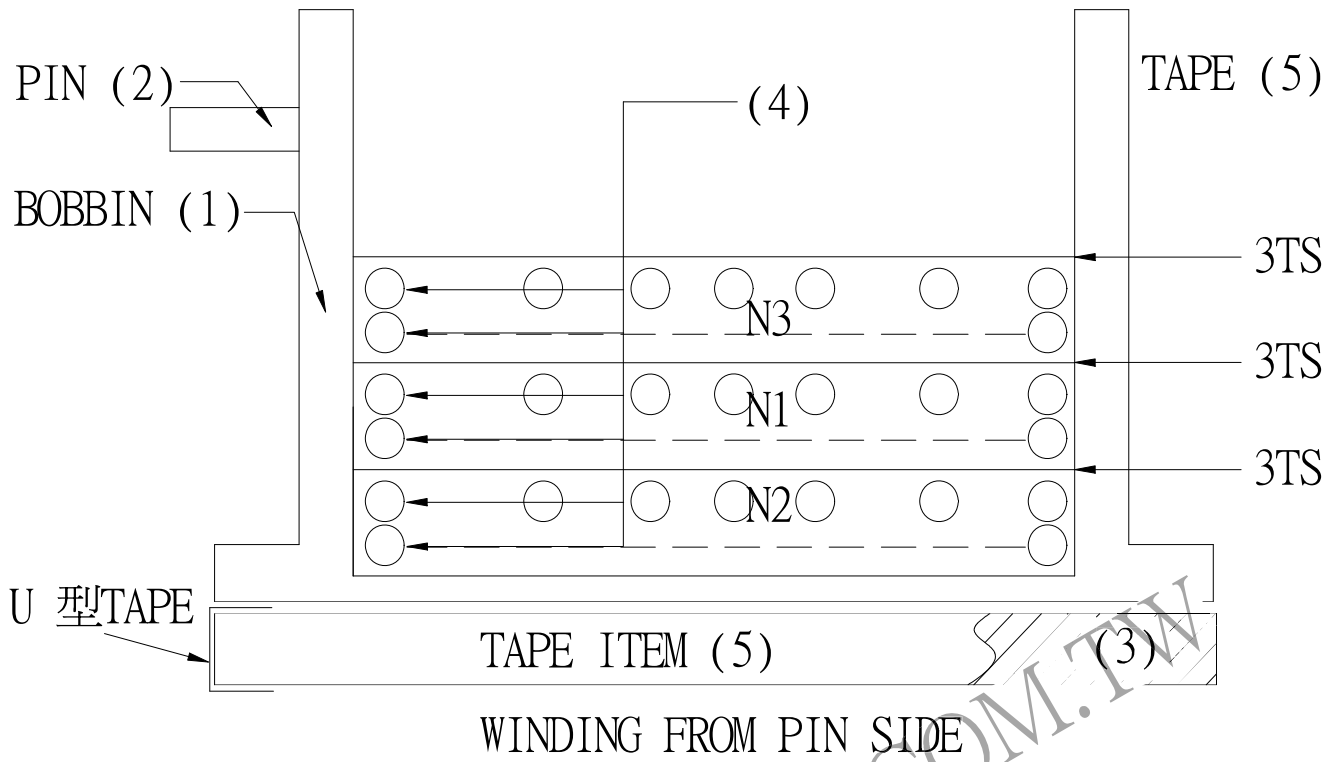
PRI TO SEC 1800 VAC  
SEC TO SEC 1800 VAC

INSULATION RESISTANCE: (AT DC 500V)

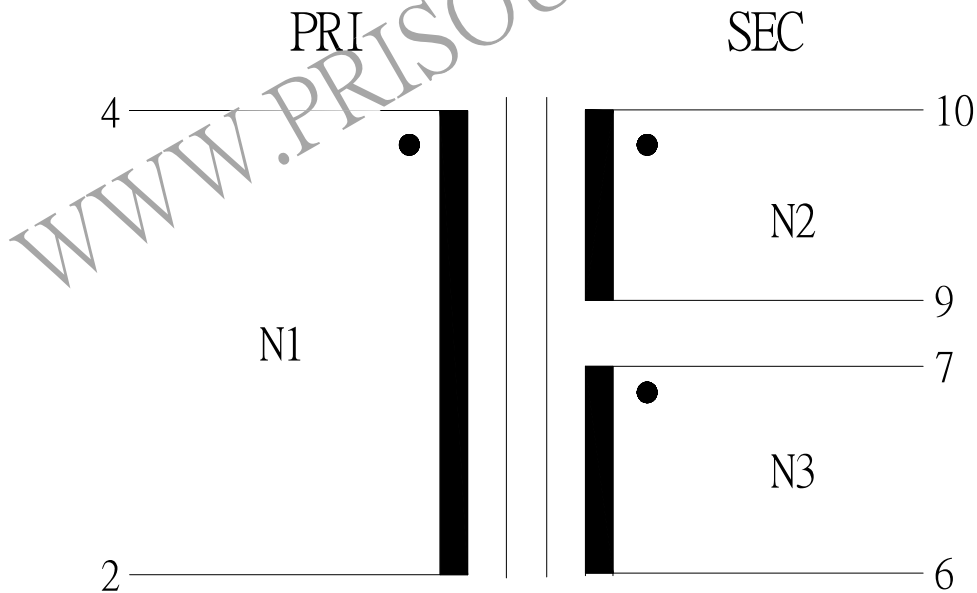
PRI TO SEC 100 MΩ MIN.  
SEC TO SEC 100 MΩ MIN.

REPORT BY	CHECK BY	APPROVED BY	CUSTOMER :	DATE	
			PART NO : 54P-16037	REV NO.	
			ISSUE NO :	PAGE	4 - 2

4. WINDING SEQUENCE:



5. SCHEMATIC:



REPORT	BY	CHECK	APPROVED BY	CUSTOMER :	DATE	
				PART NO : 54P-16037	REV NO.	
				ISSUE NO :	PAGE	4 - 3