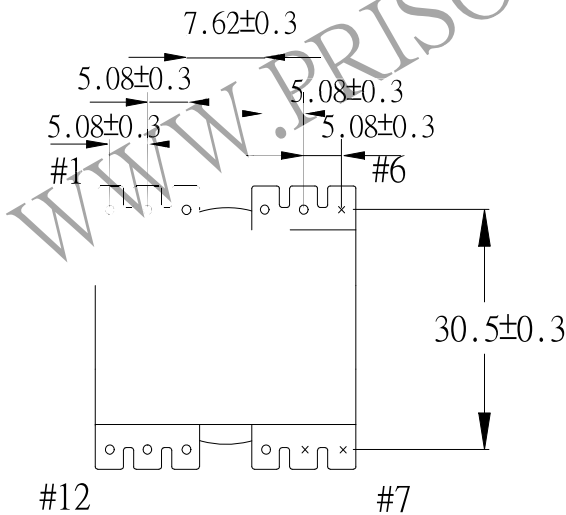
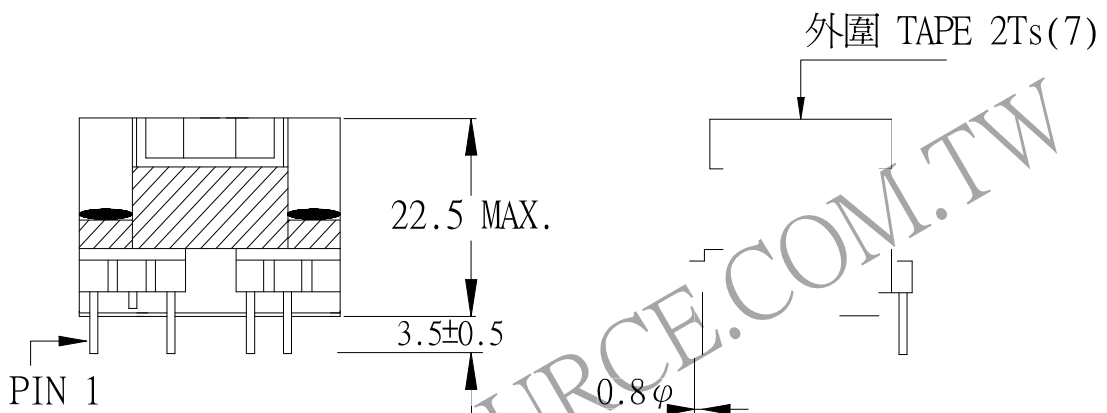
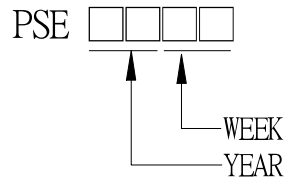
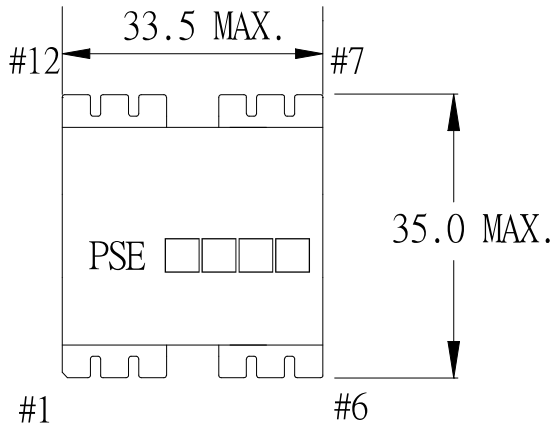


1. MECHANICAL & ASSEMBLY :



NOTE:

1. EPOXY FIXED BETWEEN CORE & CORE (TTL:4 POINTS).EPOXY FIXED TOP OF BOBBIN & CORE.(ONE POINT).
2. PIN 6,7,8 NO
3. PIN 2 CUT SHORTER 1/2

UNIT:mm

REPORT BY	CHECK BY	APPROVED BY	CUSTOMER :	DATE
			PART NO : 54P-15107	REV NO.
			ISSUE NO :	PAGE
				4 - 1

2. WINDING CONFIGURATION :

STEP	WINDING	MARGIN TAPE	START-FINISH	COPPER WIRE	URNS	LAYER TAPE	TUBE	METHOD
1	P1	1.5/1.5mm×3Ts	3 - 2	0.20φ×4	25	2Ts		CLOSE
2	S1	1.5/1.5mm×5Ts	10 - 9	TEX-E 0.40φ×3	7	2Ts		CLOSE
3	P2	1.5/1.5mm×3Ts	2 - 1	0.20φ×4	25	2Ts		CLOSE
4	P3	1.5/1.5mm×1T	5 - 4	0.20φ×2	5	2Ts		SPACE
5	S2	1.5/1.5mm×1T	12 - 11	TEX-E 0.20φ	5	3Ts		SPACE

NOTE:

3. ELECTRICAL CHARACTERISTICS :

PIN NO.	INDUCTANCE 1.0 KHz, 1.0Vrms	LEAKAGE INDUCTANCE KHz, Vrms	VOLTAGE RATIO(V) F= 20KHz	DCR MAX. AT 25°C
3 - 1	1300uH±10%		INPUT 1Vrms	0.55 Ω
10 - 9			0.1399Vrms±4.0%	30.0 mΩ
5 - 4			0.1013Vrms±4.0%	135.0 mΩ
12 - 11			0.1012Vrms±4.0%	0.30 Ω
3 - 2			0.4934Vrms±4.0%	230.0 mΩ

HI-POT TEST :(AT 1 mA, 2SEC.)

PRI.	TO	SEC.	4500 VAC
PRI.	TO	CORE.	2400 VAC
SEC.	TO	CORE.	2400 VAC

INSULATION RESISTANCE:(AT DC 500V)

PRI.	TO	SEC.	100 MΩ MIN.
PRI.	TO	CORE.	100 MΩ MIN.
SEC.	TO	CORE.	100 MΩ MIN.

INSULATION CLASS : CLASS E

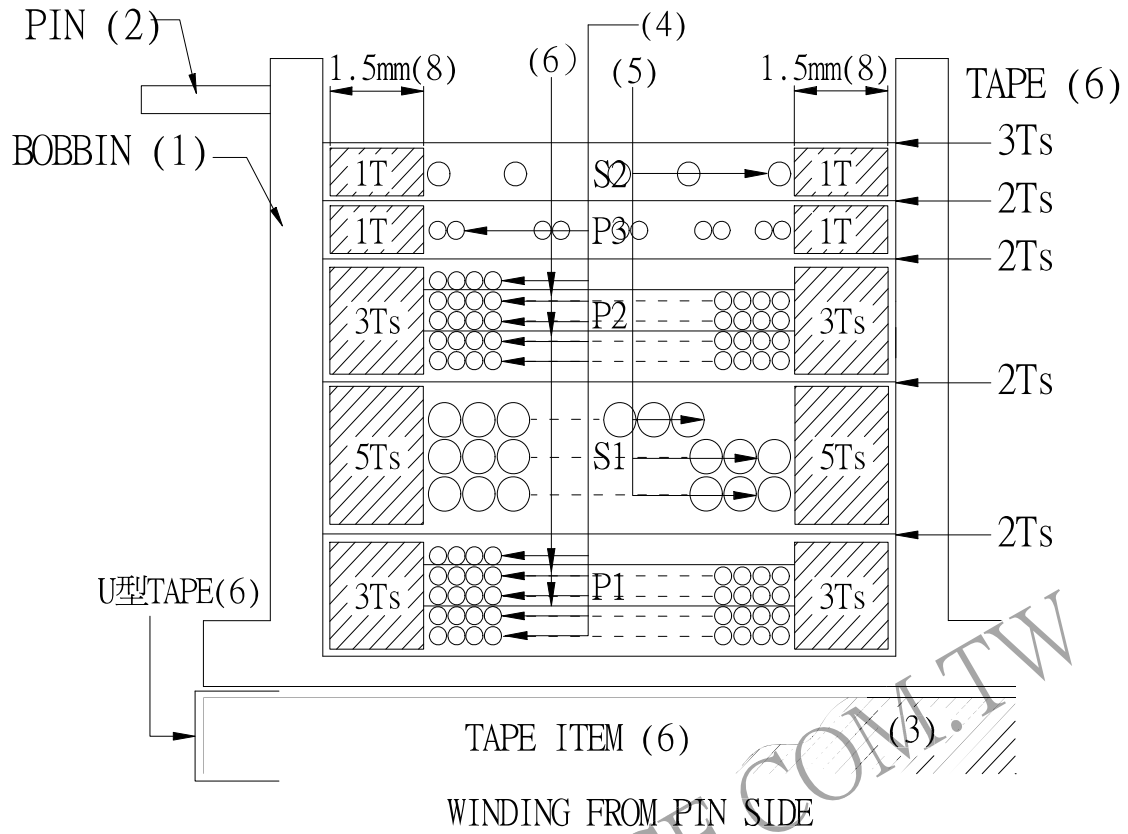
使用溫度範圍：-25°C~120°C

保存溫度範圍：-40°C~85°C

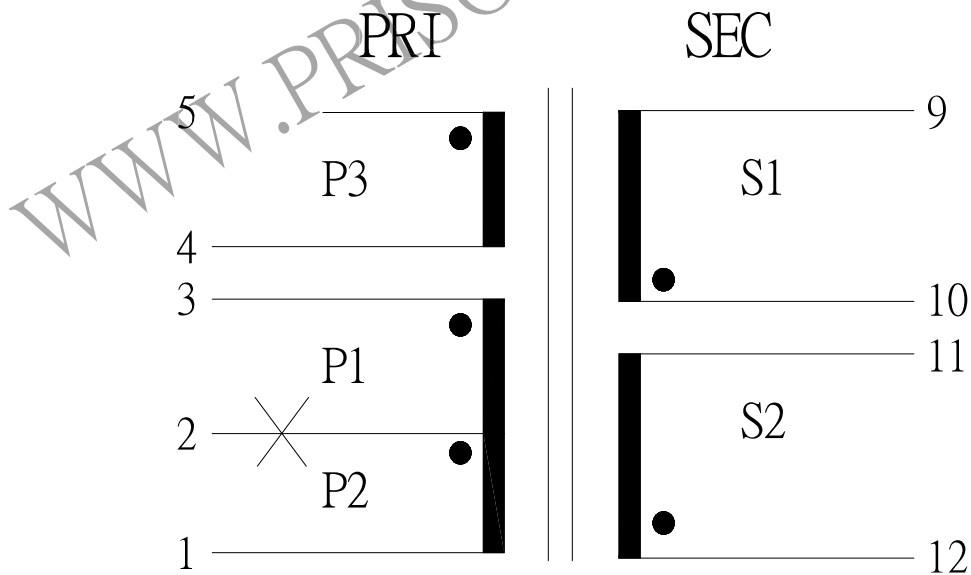
REPORT BY	CHECK BY	APPROVED BY	CUSTOMER :	DATE
			PART NO : 54P-15107	REV NO.
			ISSUE NO :	PAGE 4 - 2

PRISOURCE ELECTRONICS CO.,LTD.

4. WINDING SEQUENCE:



5. SCHEMATIC:



REPORT	BY	CHECK	APPROVED BY	CUSTOMER :	DATE	
				PART NO : 54P-15107	REV NO.	
				ISSUE NO :	PAGE	4 - 3