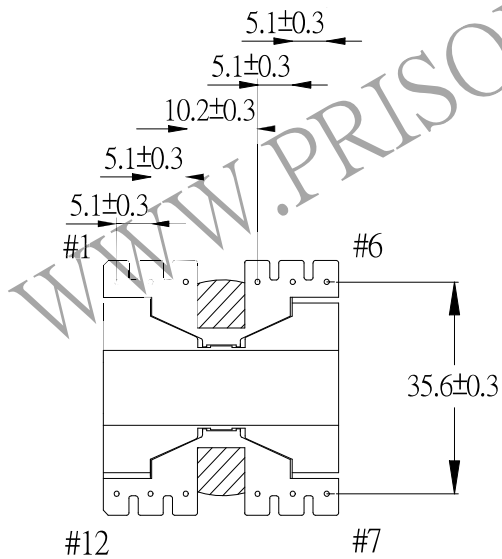
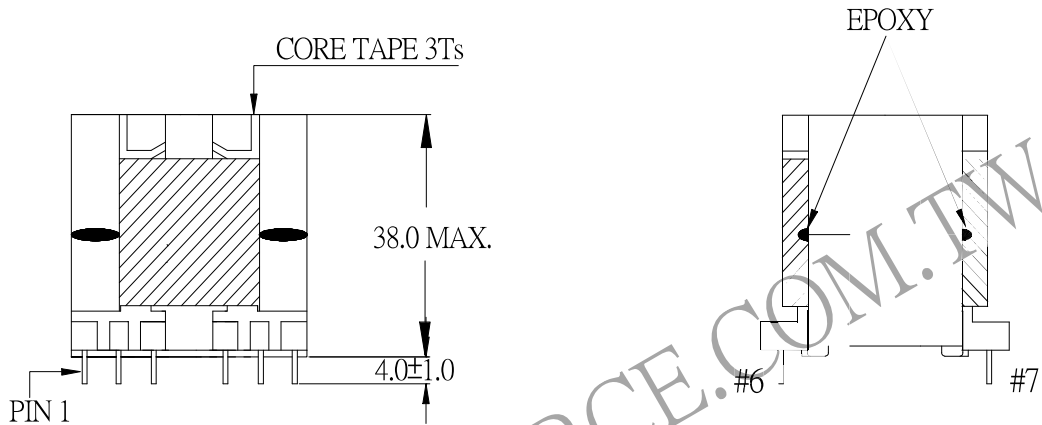
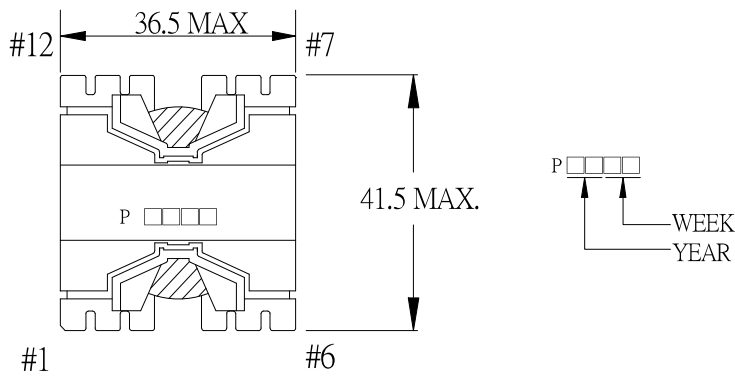


1. MECHANICAL & ASSEMBLY :



NOTE:

1. EPOXY FIXED BETWEEN CORE & CORE (TTL:4 POINTS) EPOXY FIXED TOP OF BOBBIN & CORE.(ONE POINT).

UNIT : mm

| | | | | | |
|-----------|----------|-------------|---------------------|---------|-------|
| REPORT BY | CHECK BY | APPROVED BY | CUSTOMER : | DATE | |
| | | | PART NO : 54P-15097 | REV NO. | |
| | | | ISSUE NO : | PAGE | 4 - 1 |

2. WINDING CONFIGURATION :

| STEP | WINDING | MARGIN TAPE | START-FINISH | COPPER WIRE | TURNS | LAYER TAPE | TUBE | METHOD |
|------|---------|---------------|--------------|-------------|-------|------------|------|-------------|
| 1 | A | 2.5/2.5mm×2Ts | 1 - 3 | 0.12φ/35 | 17 | 3Ts | | CLOSE SPACE |
| 2 | C | 2.5/2.5mm×6Ts | 8 - 10 | 0.12φ/80 | 11 | 3Ts | | CLOSE SPACE |
| 3 | B | 2.5/2.5mm×2Ts | 4 - 6 | 0.12φ/35 | 17 | 3Ts | | CLOSE SPACE |
| 4 | D | 2.5/2.5mm×6Ts | 9 - 11 | 0.12φ/80 | 11 | 3Ts | | CLOSE SPACE |
| | | | | | | | | |
| | | | | | | | | |

NOTE:

3. ELECTRICAL CHARACTERISTICS :

| PIN NO. | INDUCTANCE 1.0 KHz, 1.0Vrms | LEAKAGE INDUCTANCE 100KHz, 1.0Vrms | VOLTAGE RATIO(V) f= 20KHz | DCR MAX AT 25°C |
|---------|--------------------------------|---------------------------------------|------------------------------|--------------------|
| 1 - 6 | 256.0uH±10% | 3.0uH MAX | INPUT 1 Vrms | |
| 1 - 3 | | | 0.4910Vrms±4.0% | 53.0 mΩ. |
| 8 - 10 | | SHORT | 0.3223Vrms±4.0% | 18.0 mΩ. |
| 4 - 6 | | | 0.5084Vrms±3.0% | 72.0 mΩ. |
| 9 - 11 | | SHORT | 0.3283Vrms±4.0% | 23.0 mΩ. |
| 3 - 4 | SHORT | SHORT | | |

HI-POT TEST : (AT 1.0 mA, 2 SEC)

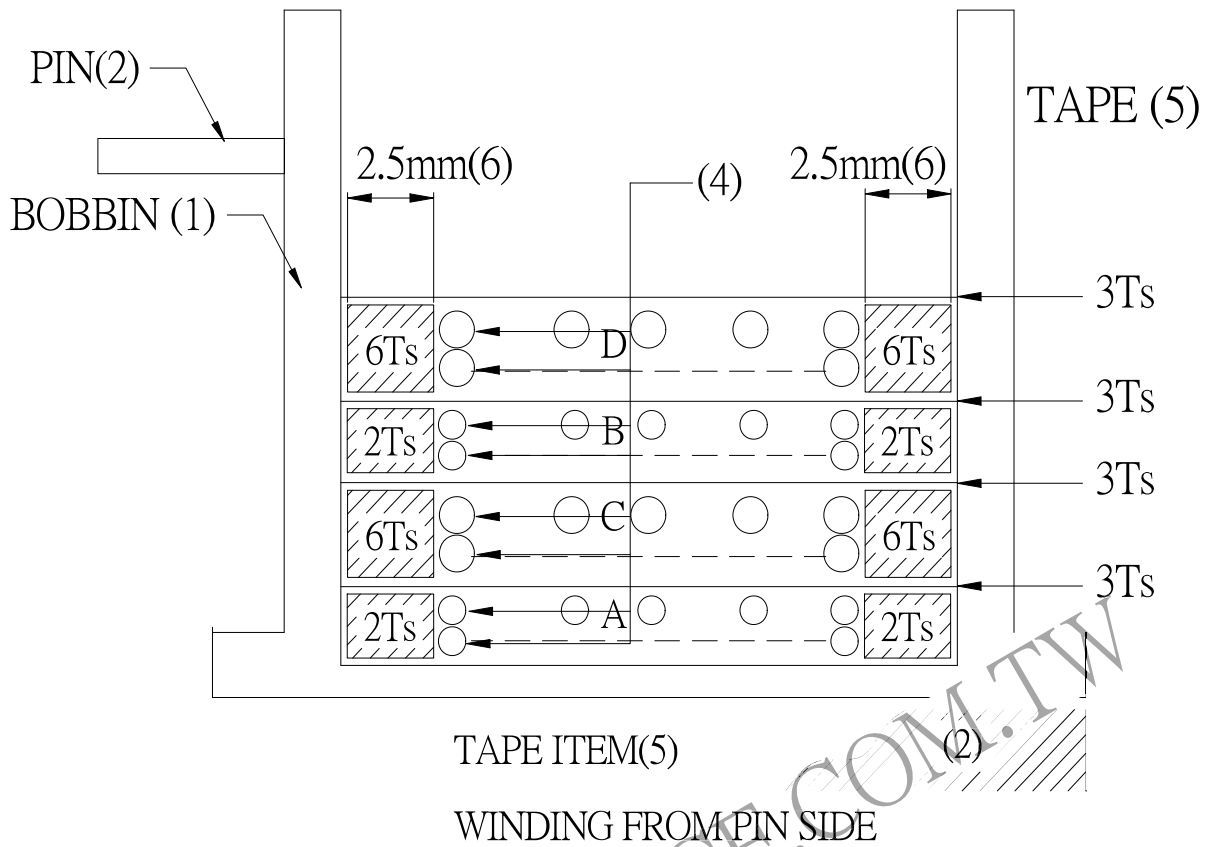
PRI. TO SEC 2640 VAC
 SEC. TO CORE 2640 VAC
 PRI. TO CORE 2640 VAC

INSULATION RESISTANCE: (AT DC 500V)

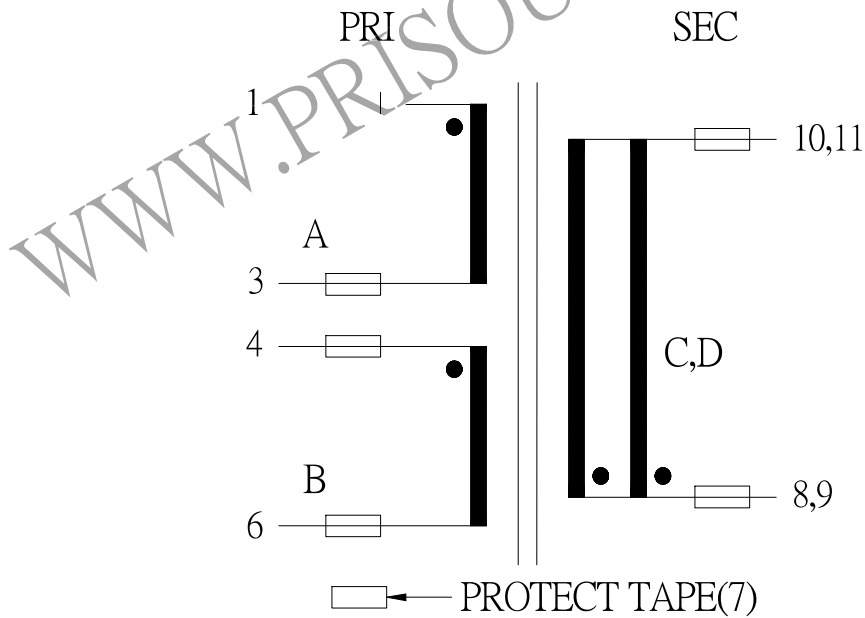
PRI TO SEC 100 MΩ MIN.
 PRI TO CORE 100 MΩ MIN.
 SEC TO CORE 100 MΩ MIN.

| REPORT BY | CHECK BY | APPROVED BY | CUSTOMER : | DATE | |
|-----------|----------|-------------|---------------------|---------|-------|
| | | | PART NO : 54P-15097 | REV NO. | |
| | | | ISSUE NO : | PAGE | 4 - 2 |

4. WINDING SEQUENCE:



5. SCHEMATIC:



| | | | | |
|-----------|----------|-------------|---------------------|------------|
| REPORT BY | CHECK BY | APPROVED BY | CUSTOMER : | DATE |
| | | | PART NO : 54P-15097 | REV NO. |
| | | | ISSUE NO : | PAGE 4 - 3 |