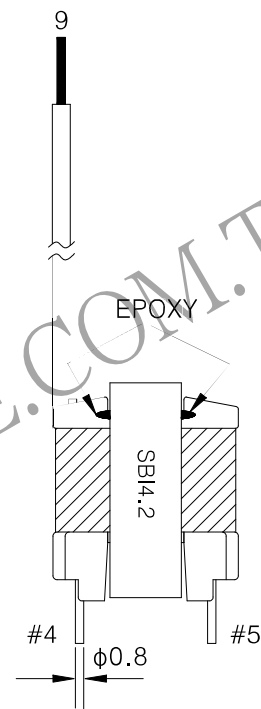
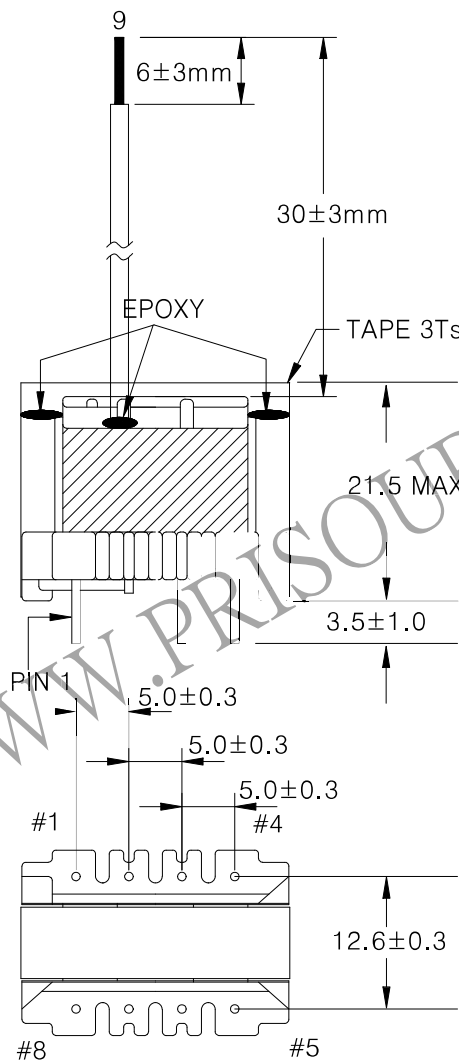
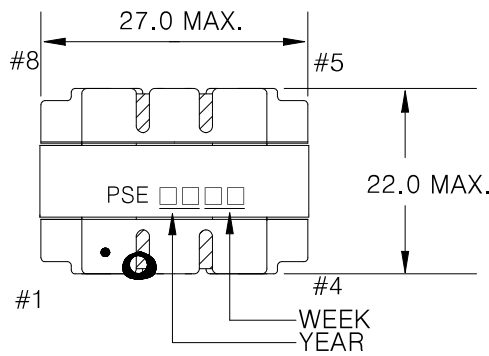


1. MECHANICAL & ASSEMBLY :



NOTE:

1. EPOXY FIXED BETWEEN CORE & CORE (TTL:4 POINTS)
2. PIN 2 CUT SHORTER CAN NOT OVER STOPPER
3. The transformer meet class B Insulation system of PSE SBI4.2 standard
4. LEADING WIRE MUST BE EPOXY BEWTEEN TUBE & BOBBIN

UNIT : m/ m

REPORT BY	CHECK BY	APPROVED BY	CUSTOMER :	DATE	
			PART NO : 54P-14134	REV NO.	
			ISSUE NO :	PAGE	4 - 1

2. WINDING CONFIGURATION :

STEP	WINDING	MARGIN TAPE	START-FINISH	COPPER WIRE	TURNS	LAYER TAPE	TUBE	METHOD
1	P1	2.0mm/2.0mm×3Ts	3 - 2	0.25φ	38	3Ts	#26	CLOSE
2	S1	2.5mm/2.5mm×2Ts	8 - 6	0.35φ×2	11	3Ts	#22	CLOSE
3	P2	2.0mm/2.0mm×3Ts	2 - 1	0.25φ	38	3Ts	#26	CLOSE
4	S2	2.5mm/2.5mm×2Ts	7 - 5	0.35φ×2	11	3Ts	#22	CLOSE
5	P(B)	2.0mm/2.0mm×3Ts	9 - 4	0.25φ	39	3Ts	0.8φ/#26	CLOSE

NOTE:

3. ELECTRICAL CHARACTERISTICS :

PIN NO.	INDUCTANCE 1 KHz, 0.3Vrms	LEAKAGE INDUCTANCE KHz, Vrms	VOLTAGE RATIO(V) f= 20KHz INPUT 1V	DCR MAX. AT 25°C
3 - 1	566.0uH±10%			
8 - 6			0.1445Vrms±4%	55.0 mΩ
7 - 5			0.1445Vrms±4%	65.0 mΩ
9 - 4			0.5007Vrms±3%	1.05 Ω
2 - 1			0.5068Vrms±3%	0.78 Ω
3 - 2				0.62 Ω

HI-POT TEST : (AT 1 mA, 3 SEC)

PRI TO SEC 2400VAC

PRI TO CORE 2400VAC

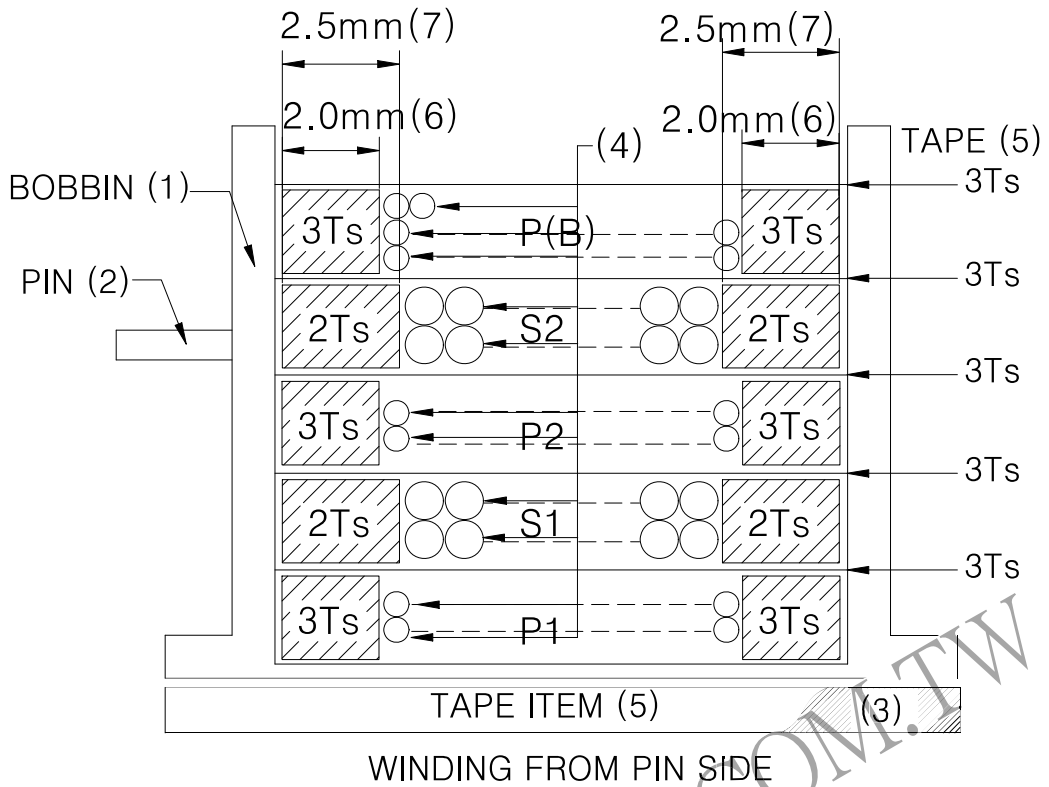
SEC TO CORE 2400VAC

INSULATION RESISTANCE: (AT DC 500V)

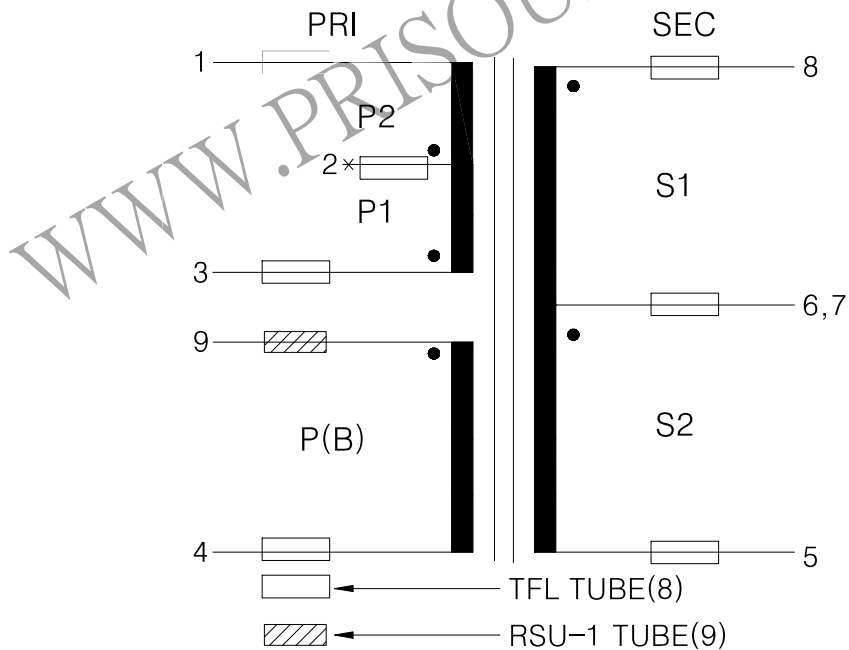
PRI TO SEC 50 MΩ MIN.

REPORT BY	CHECK BY	APPROVED BY	CUSTOMER :	DATE
			PART NO : 54P-14134	REV NO.
			ISSUE NO :	PAGE 4 - 2

4. WINDING SEQUENCE:



5. SCHEMATIC:



REPORT BY	CHECK BY	APPROVED BY	CUSTOMER :	DATE
			PART NO : 54P-14134	REV NO.
			ISSUE NO :	PAGE
				4 - 3