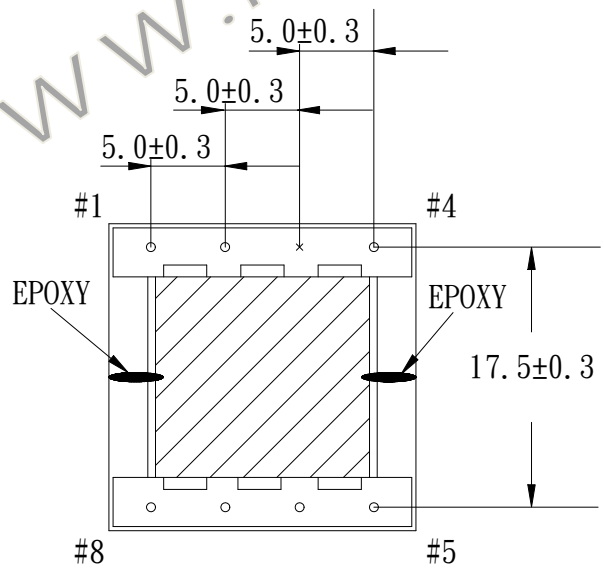
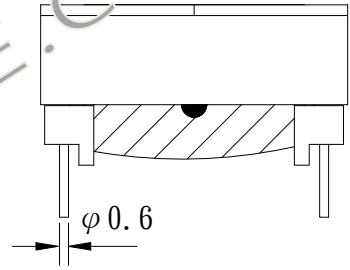
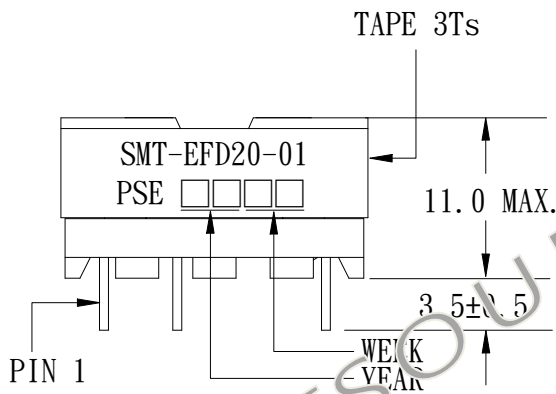
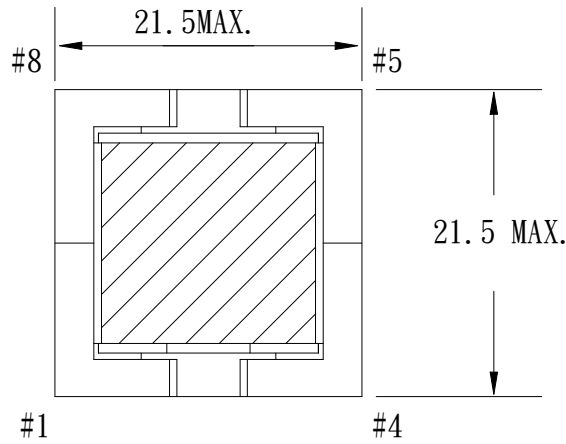


1. MECHANICAL & ASSEMBLY :



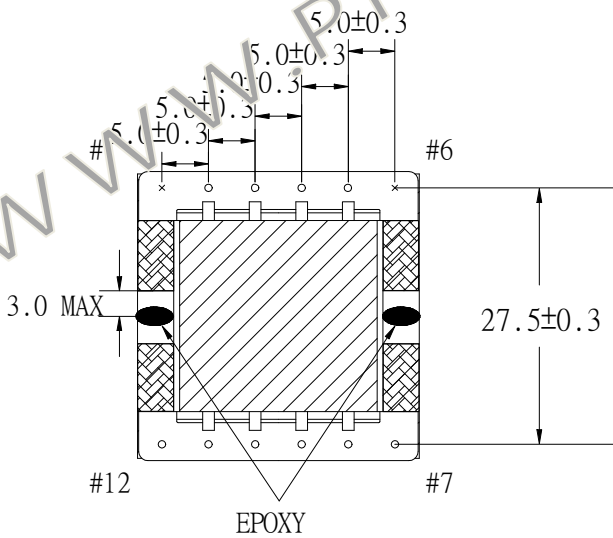
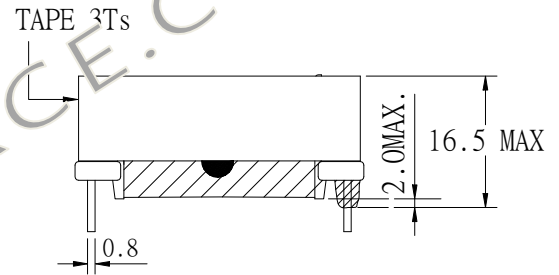
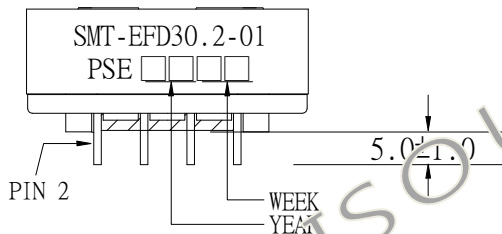
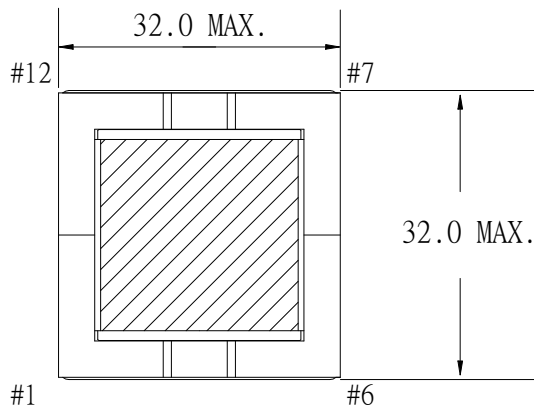
NOTE:

1. EPOXY FIXED BETWEEN BOTTOM OF CORE & COIL (TTL:2 POINTS)
2. PIN 3 NO.

UNIT : mm

REPORT BY	CHECK BY	APPROVED BY	CUSTOMER :	DATE	
			PART NO : SMT-EFD20-01	REV	
			ISSUE NO : 54P-15028	PAGE	4 - 1

1. MECHANICAL & ASSEMBLY :



NOTE:

1. PIN 1,6 NO.
2. ADHESIVE KE-45W ON CORE CENTER LEG (ONE POINT). EPOXY FIXED BETWEEN CORE & CORE (TTL:2 POINTS)
3. SOLDER POINT CAN BE OVER STAND OFF 2.0 mm MAX

UNIT : mm

REPORT BY	CHECK BY	APPROVED BY	CUSTOMER :	DATE	
			PART NO : SMT-EFD30.2-01	REV NO.	
			ISSUE NO : 82P-14019	PAGE	4 - 1