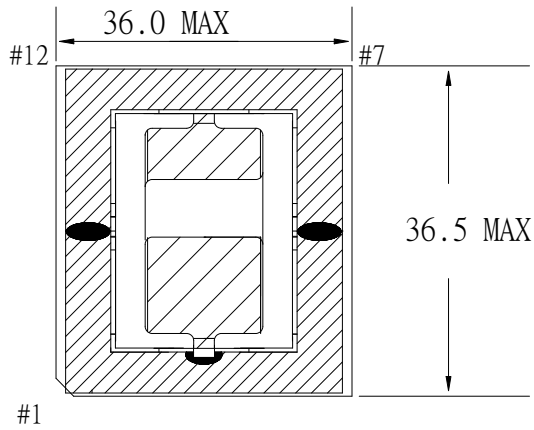
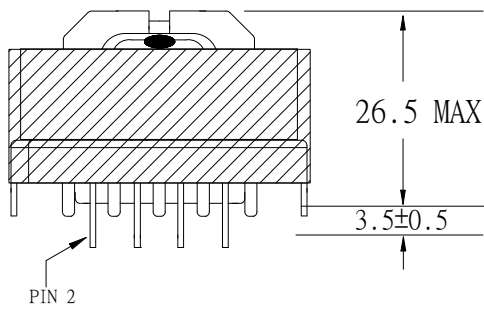


# 1. MECHANICAL & ASSEMBLY :

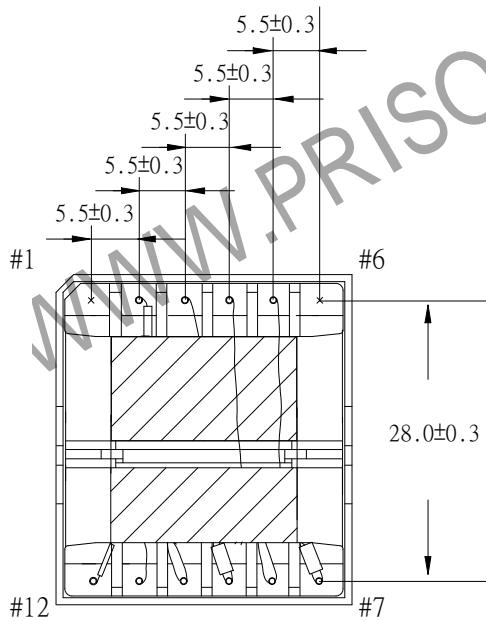
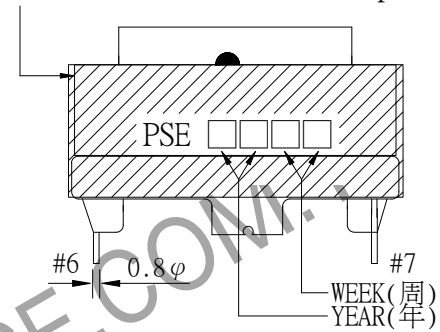


## NOTE:

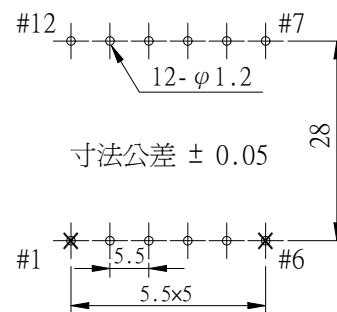
1. EPOXY FIXED BETWEEN CORE & CORE (TTL:2 POINTS)
2. EPOXY FIXED TOP OF BOBBIN & CASE & CORE.(ONE POINT AT PIN1-6 SIDE).
3. PIN 1,6 NO.



CORE TAPE 3Ts + outer tape 2Ts



「この治具に容易に挿入出来る事」



UNIT: m/ m

REPORT BY	CHECK BY	APPROVED BY	CUSTOMER :	DATE	
			PART NO : 81P-16023	REV NO.	
			ISSUE NO :	PAGE	4 - 1

## 2. WINDING CONFIGURATION:

STEP	WINDING	MARGIN TAPE	START-FINISH	COPPER WIRE	TURNS	LAYER TAPE	TUBE	METHOD
1	P1		2 - 3	0.10 $\phi$ /40	34	1T/1T/1T/3Ts	#16/~	CLOSE
2	S1(A)		9 - 8	0.10 $\phi$ /100	2		#12/~	BIFILAR,
3	S2(A)		7 - 10	0.10 $\phi$ /100	2		#12/~	CLOSE
4	S1(B)		9 - 8	0.10 $\phi$ /100	2	2Ts	#12/~	BIFILAR,
5	S2(B)		7 - 10	0.10 $\phi$ /100	2		#12/~	CLOSE
6	S3		11 - 12	0.30 $\phi$ ×3	3	1T	~/#21	CLOSE Center
7	P2		5 - 4	TEX-E 0.3 $\phi$	3	3Ts		CLOSE Center

### NOTE:

1. Change the winding direction of PIN1 from inward to outward
2. The distance from coil to PCB must be above 1.4 mm(PIN 1 朝外繞線)
3. The distance from coil to PCB must be above 1.0 mm(PIN 1 朝內繞線)
4. 每批需抽取 1PCS 進行線圈分解，對 S1&S2 絞線，進行絞數確認，結果記錄于線圈分解確認表內
5. S1/S2 對絞，絞數：5Ts 以上/20cm
- 5-(1)在進行 2 根對絞時  $\phi$ (0.1/100C)，須注意絞線方向必須與原絞線同方向。
6. 0.10 $\phi$ /40C TWISTED 50Ts 以上 TWIST/M
7. 0.10 $\phi$ /100C TWISTED 45Ts 以上 TWIST/M

## 3. ELECTRICAL CHARACTERISTICS:

PIN NO.	INDUCTANCE 1.0KHz, 1.0Vrms	LEAKAGE INDUCTANCE 1.0KHz, 1V	VOLTAGE RATIO(V) f= 20KHz	DCR (MAX) AT 25°C
2 - 3	450.0uH±10.0%	102.4uH MAX	INPUT 1Vrms	123.3m $\Omega$
9 - 8		SHORT	0.0560V±5.0%	2.8 m $\Omega$
7 - 10		SHORT	0.0560V±5.0%	2.8 m $\Omega$
11 - 12		SHORT	0.0843V±5.0%	23.6 m $\Omega$
5 - 4			0.0836V±5.0%	78.3 m $\Omega$
7 - 8	5.0uH MIN			
9 - 10	SHORT			

HI-POT TEST : (AT 1 mA, 2 SEC)

PRI. TO SEC. 4800 VAC  
 PRI. TO CORE. 4800 VAC  
 SEC. TO CORE. 720 VAC

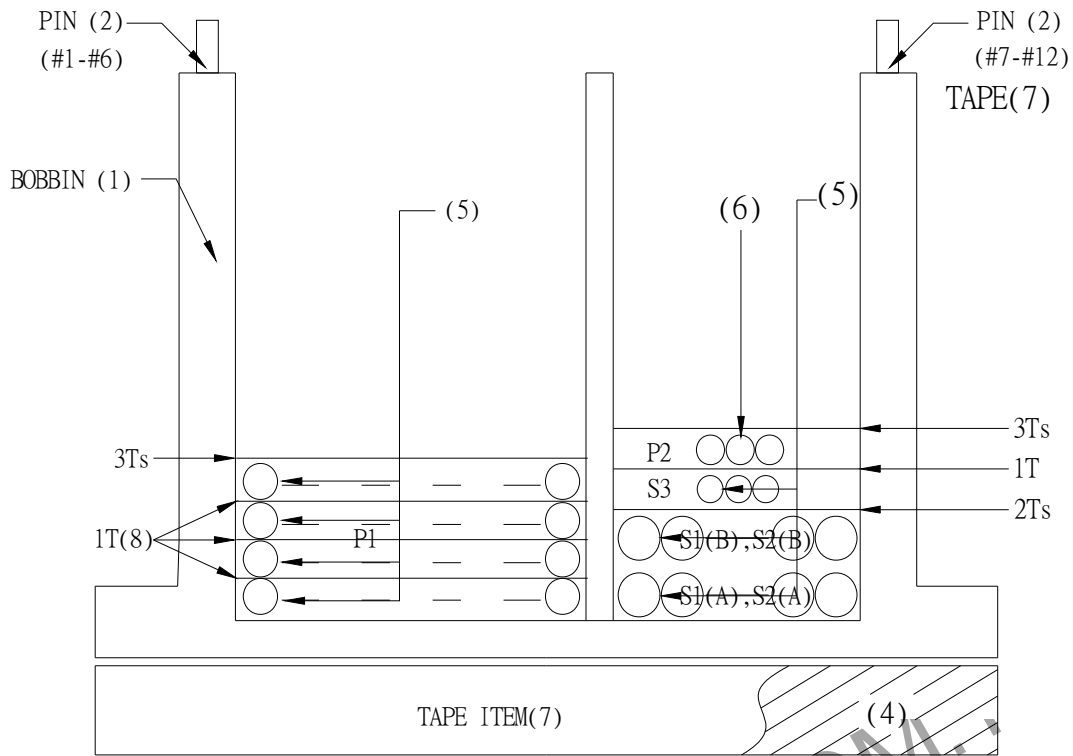
INSULATION RESISTANCE: (AT DC500V)

PRI. TO SEC. 100 M $\Omega$  MIN.  
 PRI. TO CORE. 100 M $\Omega$  MIN.  
 SEC. TO CORE. 100 M $\Omega$  MIN.

IMPULSE TEST :1200V -P(2 - 3)

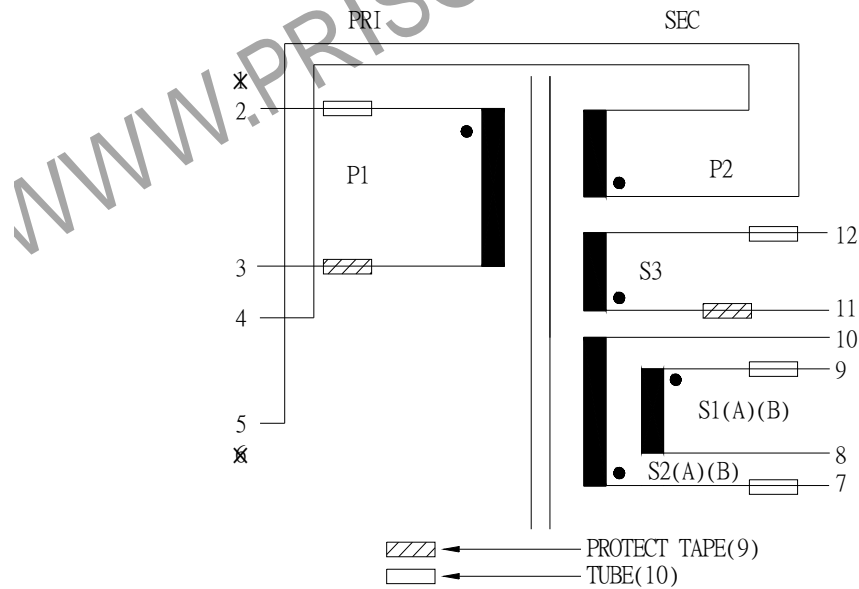
REPORT BY	CHECK BY	APPROVED BY	CUSTOMER :	DATE	
			PART NO : 81P-16023	REV NO.	
			ISSUE NO :	PAGE	4 - 2

#### 4. WINDING SEQUENCE:



P1 WINDING FROM PIN 1-6 SIDE  
 S1(A), S2(A), S1(B), S2(B), S3, P2 WINDING FROM PIN 7-12 SIDE

#### 5. SCHEMATIC:



REPORT BY	CHECK BY	APPROVED BY	CUSTOMER :	DATE	
			PART NO : 81P-16023	REV NO.	
			ISSUE NO :	PAGE	4 - 3

## 6. MATERIAL LIST :

NO.	DESCRIPTION	ITEM	MATERIAL	LIST OF SAMPLE	UL NO.	MANUFACTURER
1	BOBBIN	(1)	PHENOLIC(PM9820) Thickness:0.71mm Min.	✓	E41429	SUMITOMO
2	CASE	(2)	PET FR530 Thickness:0.75mm Min.	✓	E41938	E I DUPONT
3	PIN	(3)	TINNED C.P WIRE φ 0.8	✓		WELL FORE
4	CORE	(4)	FERRITE CORE ETD34 TP4A	✓		TDG
5	COPPER WIRE	(5)	POLYURETHANE(1UEW) TYPU-130 MW75C	✓	E197768	HENG YA
6	TRIPLE WIRE	(6)	TEX-E	✓	E206440	FURUKAWA
7	MYLAR TAPE	(7)	POLYESTER FILM #1350F-1	✓	E17385	3M
		(8)	POLYESTER FILM #1350F-2 COLOR:YELLOW	✓	E17385	3M
8	PROTECT TAPE	(9)	COMPOSITE FILM #44-A	✓	E17385	3M
9	TUBE	(10)	TEFLON TUBE TFL	✓	E156256	GREAT HOLDING
10	INK		59111 Black	✓		NAZDAR
11	EPOXY		6020H	✓	E229633	WELLS
12	VARNISH		TVB2180T	✓	E83702	KYOCERA

REPORT BY	CHECK BY	APPROVED BY	CUSTOMER :	DATE	
			PART NO : 81P-16023	REV NO.	
			ISSUE NO :	PAGE	4 - 4