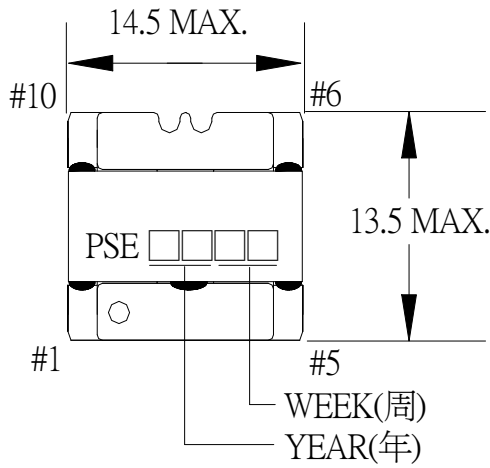
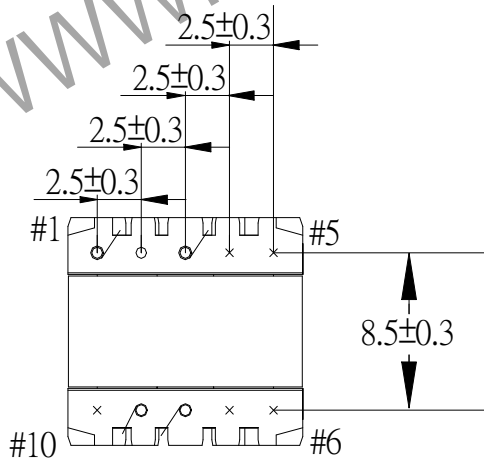
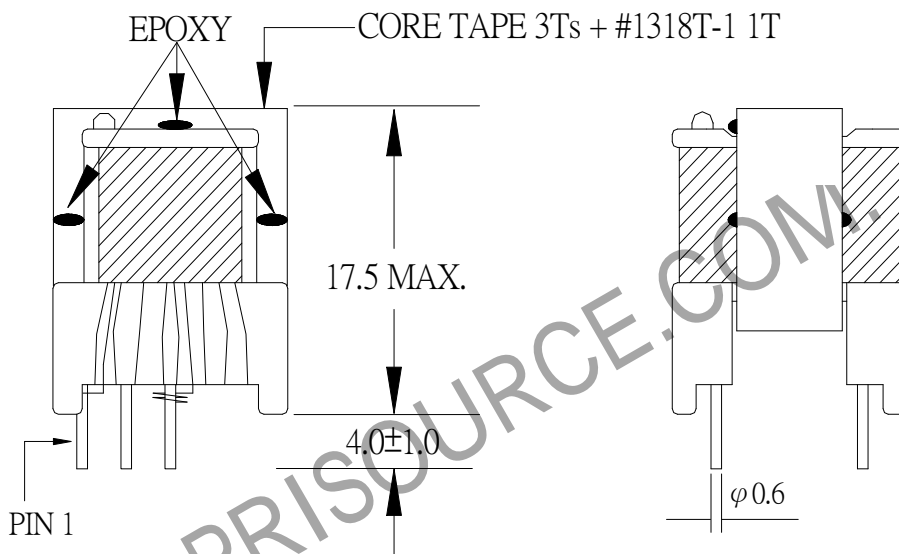


# 1. MECHANICAL & ASSEMBLY :

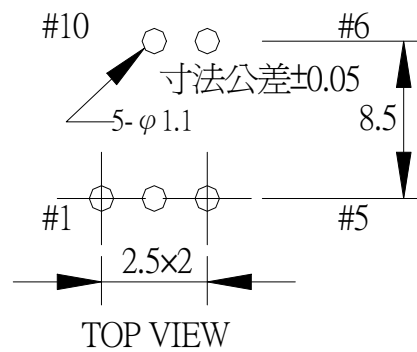


## NOTE:

1. PIN 4,5,6,7,10 NO.
2. EPOXY FIXED BETWEEN CORE & CORE (TTL:4 POINTS)
3. EPOXY FIXED TOP OF BOBBIN & CORE.(ONE POINT AT PIN1-5 SIDE).



以下の治具に容易に挿入できること。



UNIT : m / m

REPORT BY	CHECK BY	APPROVED BY	CUSTOMER :	DATE	
			PART NO : 81P-16016	REV NO.	
			ISSUE NO :	PAGE	4 - 1

## 2. WINDING CONFIGURATION :

STEP	WINDING	MARGIN TAPE	START-FINISH	COPPER WIRE	URNS	LAYER TAPE	METHOD
1	P2		1 - 3	TEX-E 0.25φ	41	1T	CLOSE, SAPCE
2	P1	~/1.5mm×2Ts	8 - 9	TEX-E 0.20φ	25	1T	CLOSE

NOTE:

P2 卷組分三層繞線：第一層繞線圈數 14Ts,第二層繞線圖數 14Ts,第三層繞線圈數 13Ts

P1 卷組分二層繞線：第一層繞線圈數 13Ts,第二層繞線圖數 12Ts.

## 3. ELECTRICAL CHARACTERISTICS :

PIN NO.	INDUCTANCE 100.0KHz, 0.1 Vrms	Q 值 100.0KHz, 1.0Vrms	VOLTAGE RATIO(V) F=20KHz	DCR MAX. AT 25°C
1 - 3	1.68mH ±30%		INPUT 1Vrms	0.5 Ω
8 - 9	625.0uH ±30%		0.6092Vrms ±3%	0.6 Ω

HI-POT TEST : (AT 1 mA, 2 SEC)

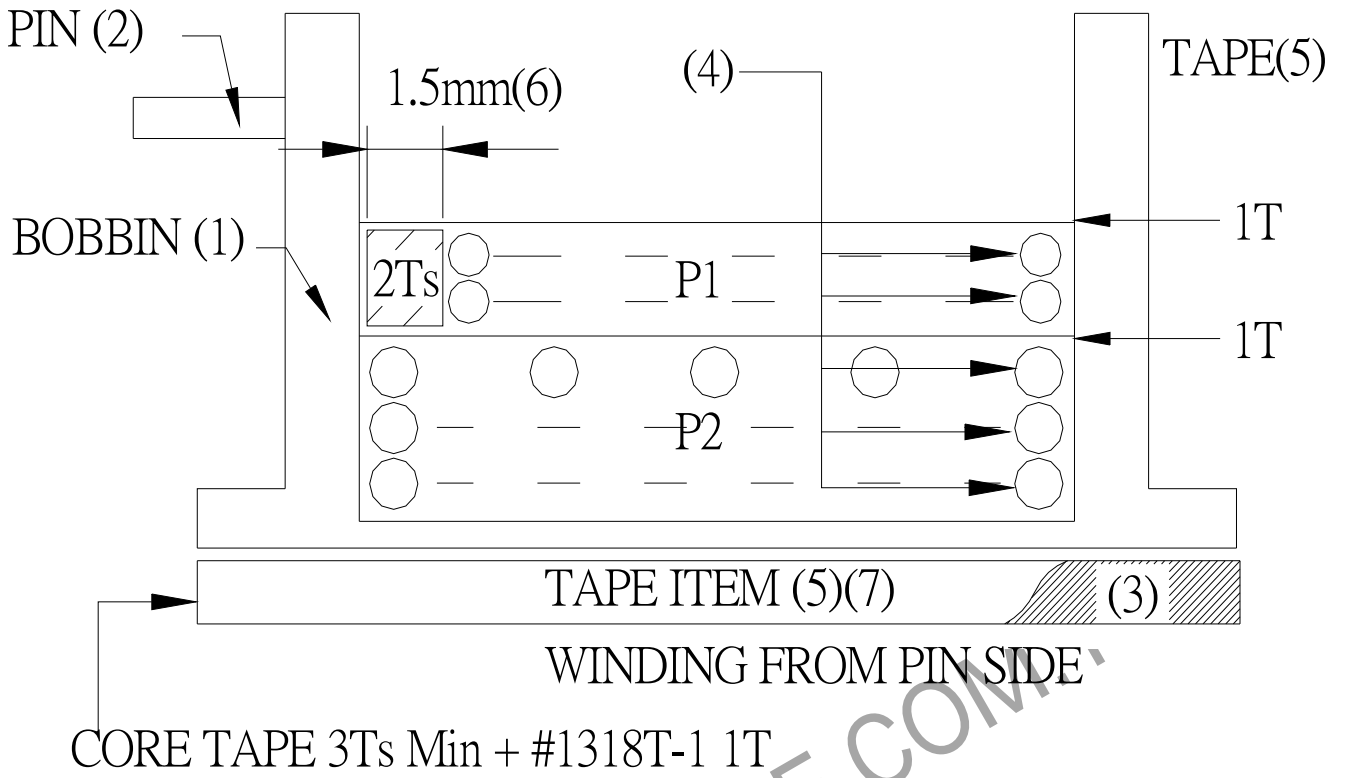
P2	TO	P1	1200VAC
PRI	TO	CORE	1200VAC

INSULATION RESISTANCE: (AT DC 500V)

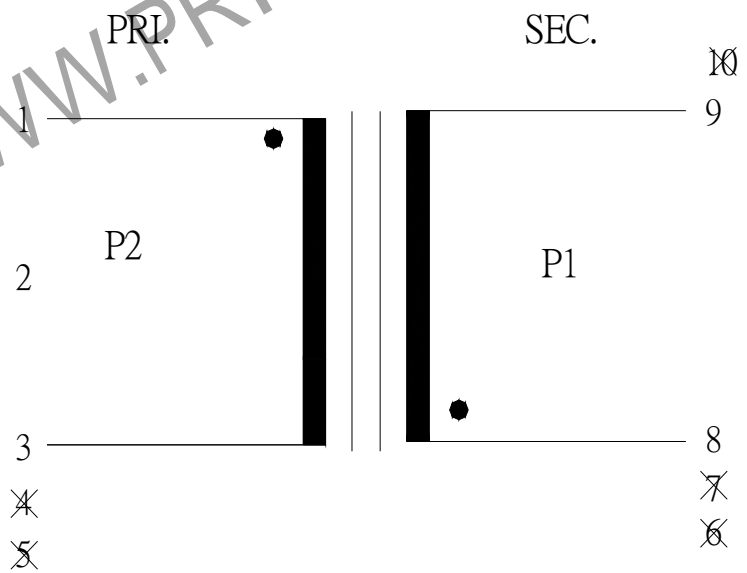
P2	TO	P1	100 MΩ MIN.
PRI	TO	CORE	100 MΩ MIN.

REPORT BY	CHECK BY	APPROVED BY	CUSTOMER :	DATE	
			PART NO : 81P-16016	REV NO.	
			ISSUE NO :	PAGE	4 - 2

4. WINDING SEQUENCE :



5. SCHEMATIC :



REPORT BY	CHECK BY	APPROVED BY	CUSTOMER :	DATE
			PART NO : 81P-16016	REV NO.
			ISSUE NO :	PAGE
				4 - 3

6. MATERIAL LIST :

NO.	DESCRIPTION	ITEM	MATERIAL	LIST OF SAMPLE	UL NO.	MANUFACTURER
1	BOBBIN	(1)	PHENOLIC (T375J) Thickness:0.80mm Min. FX-1312	√	E59481	CHANG CHUN FuXiang
2	PIN	(2)	TINNED C.P WIRE Φ0.6	√		WELL FORE
3	CORE	(3)	FERRITE CORE EE10  EE13/12/6A TP4	√		TDG
4	TRIPLE WIRE	(4)	TEX-E	√	E206440	FURUKAWA
5	MYLAR TAPE	(5)	POLYESTER FILM #1318Y-1	√	E17385	3M
6	MARGIN TAPE	(6)	COMPOSITE FILM #44T-A	√	E17385	3M
7	MYLAR TAPE	(7)	POLYESTER FILM #1318T-1	√	E17385	3M
8	EPOXY		6020H	√	E229633	WELLS

REPORT BY	CHECK BY	APPROVED BY	CUSTOMER :	DATE	
			PART NO : 81P-16016	REV NO.	
			ISSUE NO :	PAGE	4 - 4