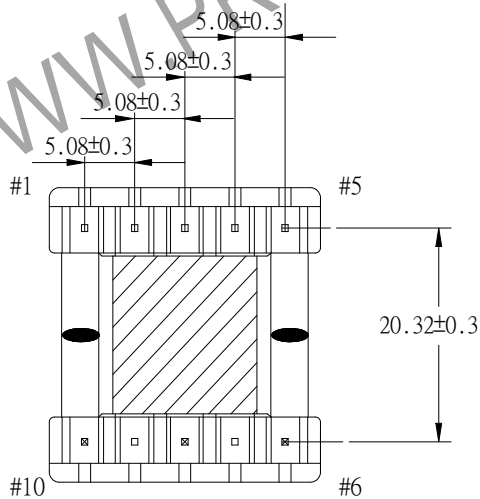
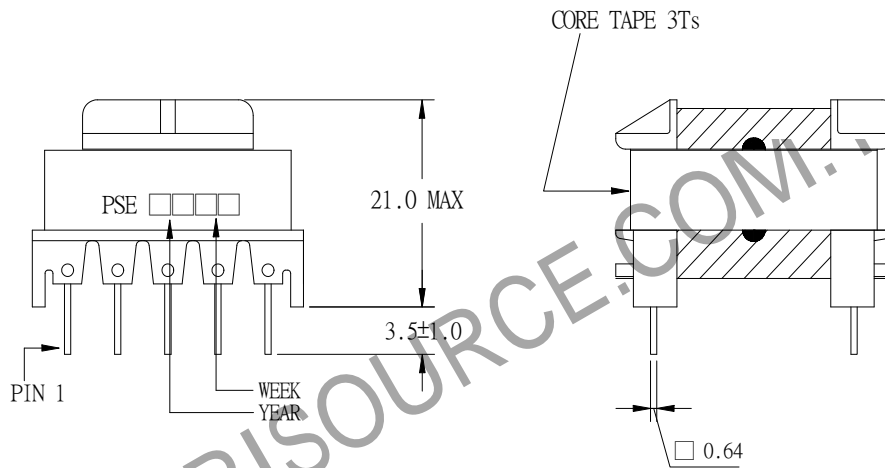
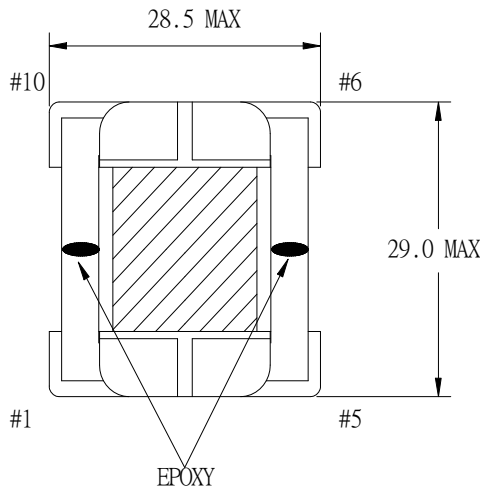


1. MECHANICAL & ASSEMBLY :



NOTE:

1. PIN 6,8,10 NO.
2. EPOXY FIXED BETWEEN CORE & CORE (TTL:4 POINTS)
3. EPOXY FIXED TOP OF BOBBIN & CORE.(ONE POINT AT PIN1-5 SIDE).

UNIT: mm

REPORT BY	CHECK BY	APPROVED BY	CUSTOMER :	DATE
			PART NO : 67P-17002	REV NO.
			ISSUE NO :	PAGE
				4 - 1

2. WINDING CONFIGURATION :

STEP	WINDING	MARGIN TAPE	START-FINISH	COPPER WIRE	TURNS	TUBE	LAYER TAPE	METHOD
1	W1-1	~/3.0mm×1T	1 - 2	0.25φ	43		3Ts	CLOSE
2	W3	6.0mm/4.0mm×1T	9 - 7	0.40φ×3	4	#17	3Ts	CLOSE
3	W1-2	~/4.0mm×1T	2 - 3	0.25φ	37		1T	CLOSE
4	W2	6.0mm/6.0mm×1T	5 - 4	0.25φ	7	#26	3Ts	SPACE

NOTE:

3. ELECTRICAL CHARACTERISTICS :

PIN NO.	INDUCTANCE 1.0 KHz, 1.0Vrms	INDUCTANCE 100KHz, 1Vrms	VOLTAGE RATIO(V) f= 20KHz	DCR (MAX) AT 25°C
1 - 3	1900uH±15%		INPUT 1.0Vrms	1.4Ω
1 - 2			0.5355V±3.0%	0.7Ω
9 - 7			0.0490V±7.0%	11.2mΩ
2 - 3			0.4647V±4.0%	0.7Ω
5 - 4			0.0867V±5.0%	162.5mΩ

HI-POT TEST : (AT 1 mA, 2 SEC)

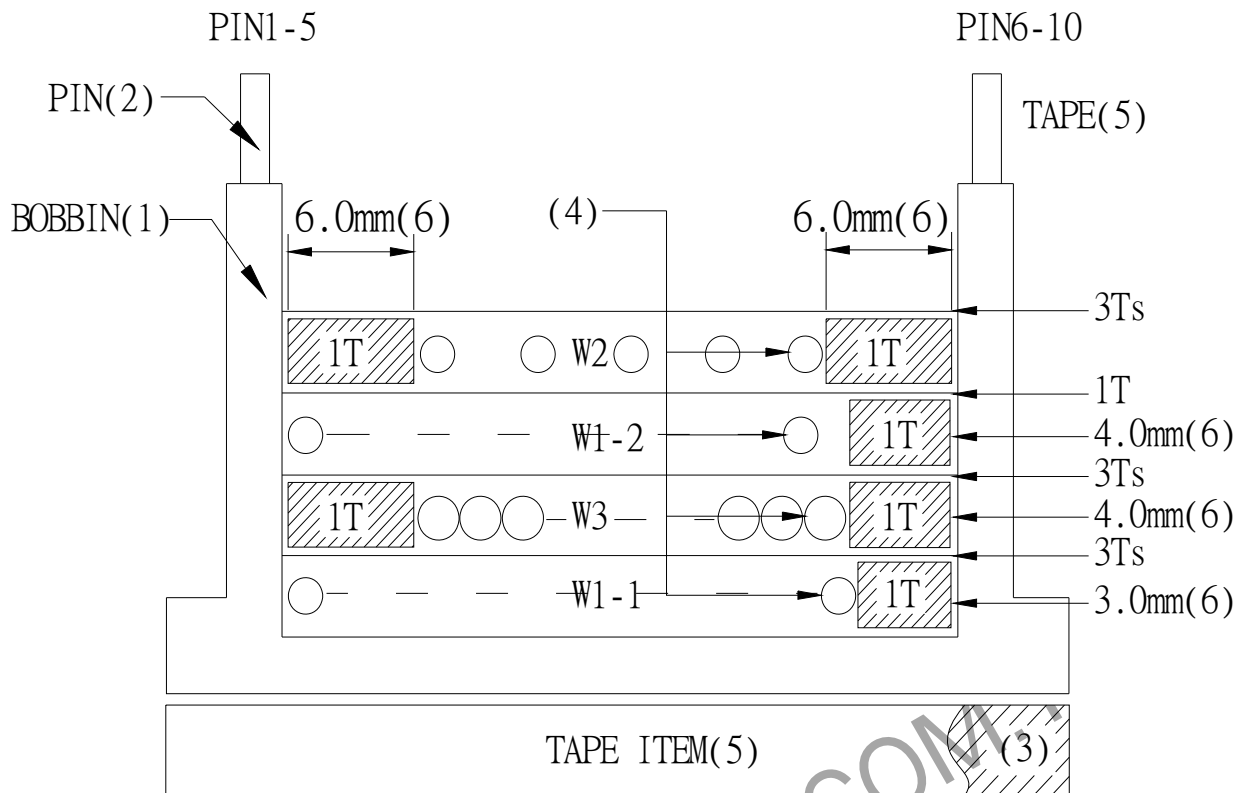
PRI. TO SEC. 3000 VAC
 PRI. TO CORE 3000 VAC
 SEC. TO CORE 3000 VAC

INSULATION RESISTANCE: (AT DC 500V)

PRI. TO SEC. 100 MΩ MIN.
 PRI. TO CORE 100 MΩ MIN.
 SEC. TO CORE 100 MΩ MIN.

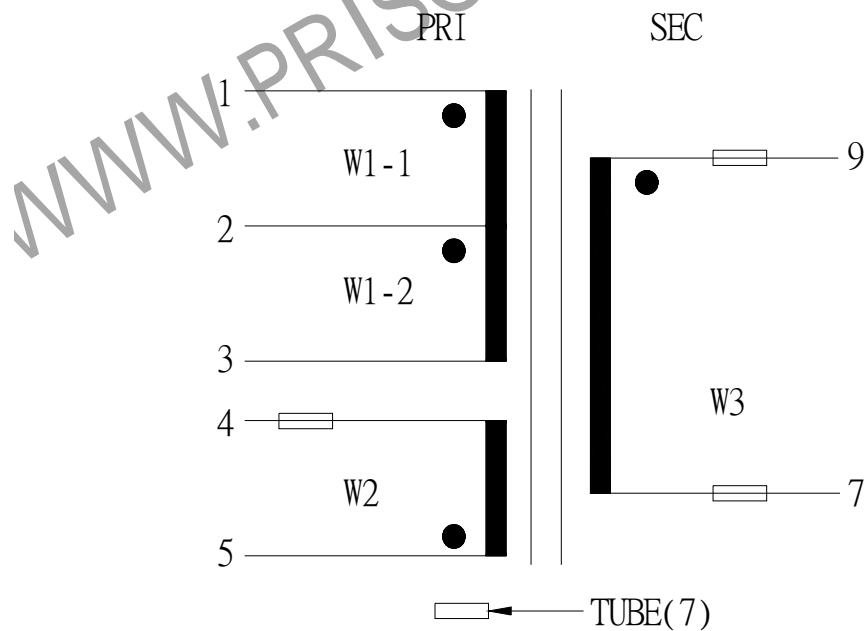
REPORT BY	CHECK BY	APPROVED BY	CUSTOMER :	DATE
			PART NO : 67P-17002	REV NO.
			ISSUE NO :	PAGE 4 - 2

4. WINDING SEQUENCE:



W1-1, W1-2, W2 WINDING FROM PIN 1-5 SIDE
 W3 WINDING FROM PIN 6-10 SIDE

5. SCHEMATIC:



REPORT	BY	CHECK	APPROVED BY	CUSTOMER :	DATE	
				PART NO : 67P-17002	REV NO.	
				ISSUE NO :	PAGE	4 - 3

6. MATERIAL LIST :

NO.	DESCRIPTION	ITEM	MATERIAL	LIST OF SAMPLE	UL NO.	MANUFACTURER
1	BOBBIN	(1)	PHENOLIC(PM9820) Thickness:0.60mm Min.	✓	E41429	SUMITOMO
2	PIN	(2)	TINNED COPPER WIRE □ 0.64	✓		WELL FORE
3	CORE	(3)	FERRITE CORE EF25 TP4	✓		TDG
4	COPPER WIRE	(4)	POLYURETHANE (1UEWF) MW79-C TYA1-U155	✓	E197768	HENG YA
5	MYLAR TAPE	(5)	POLYESTER FILM #1318Y-1	✓	E17385	3M
6	MARGIN TAPE	(6)	COMPOSITE FILM #44T-A	✓	E17385	3M
7	TUBE	(7)	TEFLON TUBE TFL	✓	E156256	GREAT HOLDING
8	EPOXY		6020H	✓	E229633	WELLS
9	VARNISH		TVB2180T	✓	E83702	KYOCERA

REPORT BY	CHECK BY	APPROVED BY	CUSTOMER :	DATE	
			PART NO : 67P-17002	REV NO.	
			ISSUE NO :	PAGE	4 - 4