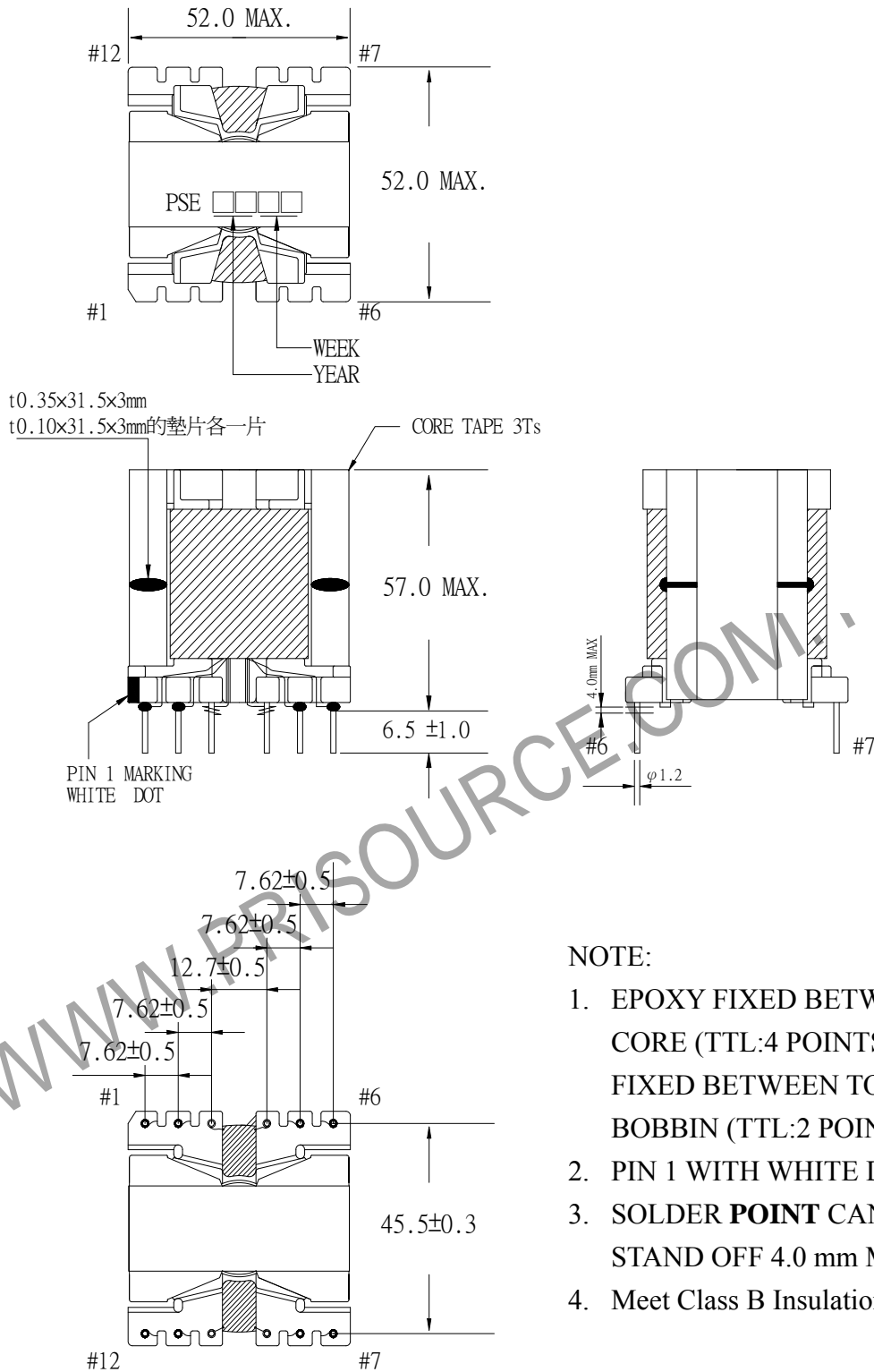


1. MECHANICAL & ASSEMBLY :



NOTE:

1. EPOXY FIXED BETWEEN CORE & CORE (TTL:4 POINTS) EPOXY FIXED BETWEEN TOP CORE & BOBBIN (TTL:2 POINTS)
2. PIN 1 WITH WHITE DOT
3. SOLDER POINT CAN BE OVER STAND OFF 4.0 mm MAX
4. Meet Class B Insulation System SBI4.2

UNIT : m/m

REPORT BY	CHECK BY	APPROVED BY	CUSTOMER :	DATE	
			PART NO : 54P-16078	REV NO.	
			ISSUE NO :	PAGE	4 - 1

2. WINDING CONFIGURATION :

STEP	WINDING	MARGIN TAPE	START-FINISH	COPPER WIRE	TURNS	LAYER TAPE	TUBE	METHOD
1						1T		
2	P1	3.0/3.0mm×2Ts	5 - 1	0.65φ×2	17	1T		SPACE
3	P2	3.0/3.0mm×2Ts	5 - 1	0.65φ×2	17	1T		SPACE
4	SL1	2.0/2.0mm×1T	1 - ~	t0.05×28 0.2φ	1	3Ts		Center
5	S1	3.0/3.0mm×2Ts	11 - 7	0.55φ×2	20	1T		SPACE
6	S2	3.0/3.0mm×2Ts	11 - 7	0.55φ×2	20	3Ts		SPACE
7	SL2	2.0/2.0mm×1T	2 - ~	t0.05×28 0.2φ	1	1T		Center
8	P3	3.0/3.0mm×2Ts	6 - 2	0.65φ×2	17	1T		SPACE
9	P4	3.0/3.0mm×2Ts	6 - 2	0.65φ×2	17	1T		SPACE
10	P5	3.0/3.0mm×1T	4 - 3	0.20φ	1	1T	φ0.8	Center
11	P6	3.0/3.0mm×1T	10 - 9	0.20φ	1	1T	φ0.8	Center
12	SL3	2.0/2.0mm×1T	2 - ~	t0.05×28 0.2φ	1	3Ts		Center
13	S3	3.0/3.0mm×2Ts	12 - 8	0.55φ×2	20	1T		SPACE
14	S4	3.0/3.0mm×2Ts	12 - 8	0.55φ×2	20	3Ts		SPACE

3. ELECTRICAL CHARACTERISTICS :

PIN NO.	INDUCTANCE 1.0 KHz, 1.0Vrms	LEAKAGE INDUCTANCE KHz, Vrms	VOLTAGE RATIO(V) F= 20KHz	DCR MAX. AT 25°C
5 - 1	150uH±10%		INPUT 1 Vrms	23.5 mΩ
11 - 7			1.1731 Vrms±3.0%	43.0 mΩ
6 - 2	150uH±10%		0.9912 Vrms±3.0%	31.5 mΩ
12 - 8			1.1584 Vrms±3.0%	60.5 mΩ
4 - 3			0.0581 Vrms±5.0%	124.5mΩ
10 - 9			0.0588 Vrms±5.0%	127.0mΩ

HI-POT TEST:(AT 1 mA, 2 SEC.)

PRI, SEC. TO CORE. 1800 VAC

PRI, TO PRI. 1800 VAC

PRI. TO SEC. 1800 VAC

INSULATION RESISTANCE:(AT DC 500V)

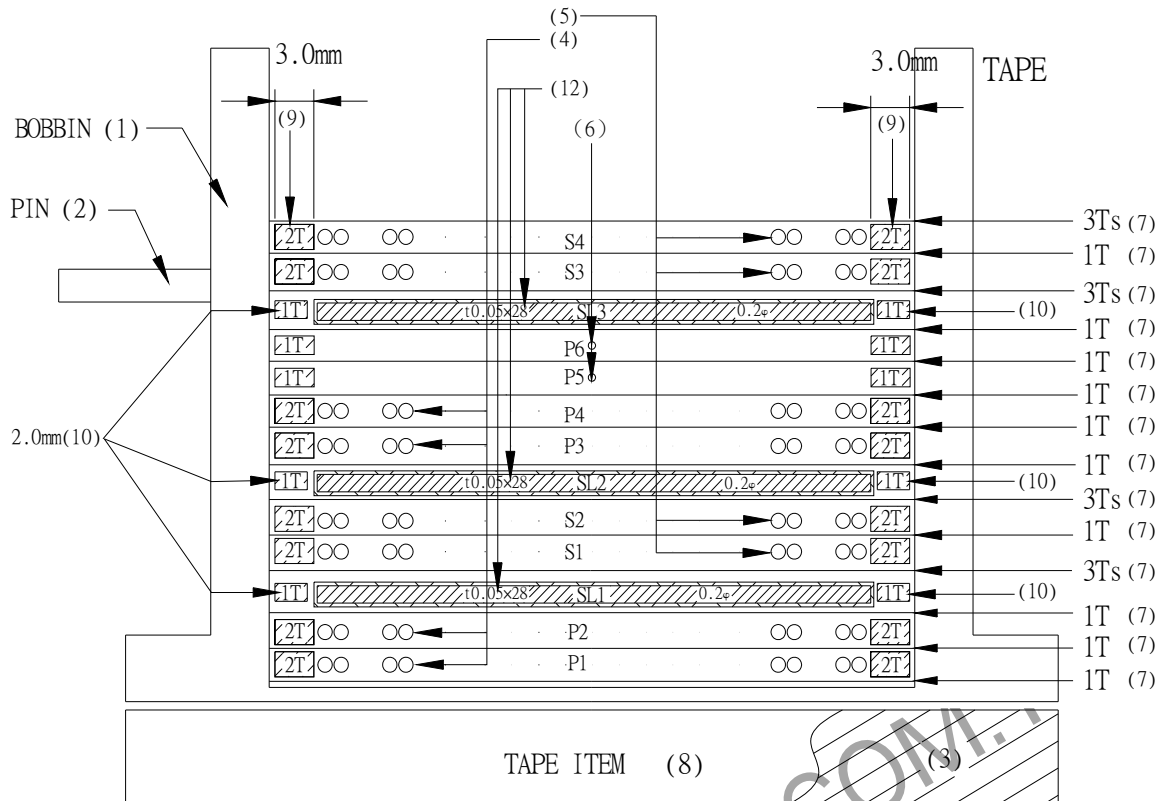
PRI, SEC TO CORE. 100 MΩ MIN.

PRI, TO PRI. 100 MΩ MIN.

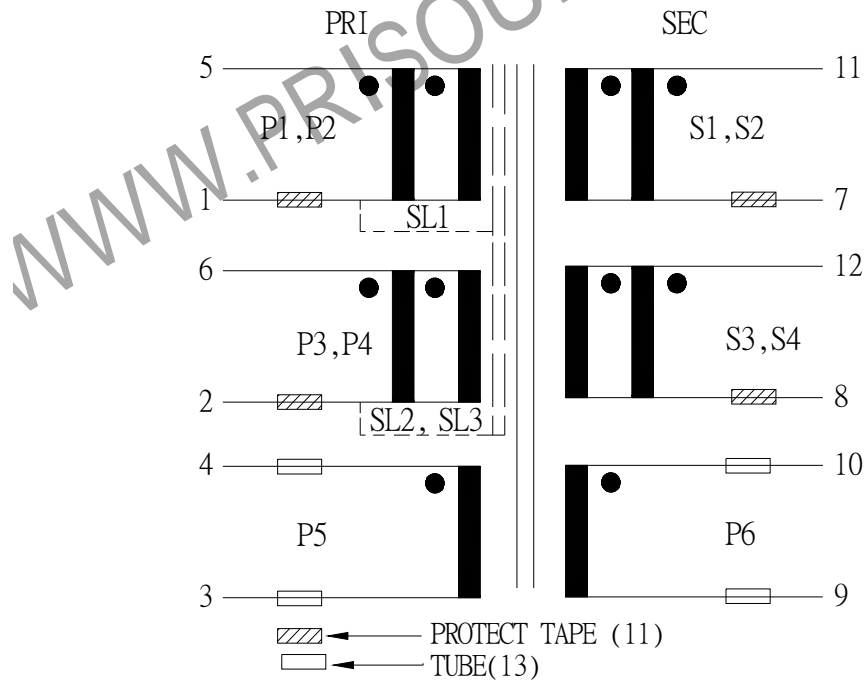
PRI. TO SEC. 100 MΩ MIN.

REPORT BY	CHECK BY	APPROVED BY	CUSTOMER :	DATE
			PART NO : 54P-16078	REV NO.
			ISSUE NO :	PAGE 4 - 2

4. WINDING SEQUENCE:



5. SCHEMATIC:



REPORT BY	CHECK BY	APPROVED BY	CUSTOMER :	DATE
			PART NO : 54P-16078	REV NO.
			ISSUE NO :	PAGE 4 - 3

6. MATERIAL LIST :

NO	DESCRIPTION	ITEM	MATERIAL	LIST OF SAMPLE	UL NO.	MANUFACTURE
1	BOBBIN	(1)	PHENOLIC(PM9820) Thickness : 0.30mm MIN	√	E41429	SUMITOMO
2	PIN	(2)	TINNED COPPER WIRE 1.2 φ	√		WELL FORE
3	CORE	(3)	FERRITE CORE PQ5050 FPQ-50/50 NC-2H	√		NICERA
4	COPPER WIRE		POLYURETHANE (1UEW) TYPU-130 MW-75C	√	E197768	HENG YA
		(4)	0.65 φ			
		(5)	0.55 φ			
		(6)	0.2 φ			
5	MYLAR TAPE		POLYESTER FILM #1351-1	√	E17385	3M
		(7)	W=34.0 mm (t25um) Y			
		(8)	W=20.0 mm (t25um) Y			
6	MARGIN TAPE		COMPOSITE FILM #44T-A	√	E17385	3M
		(9)	W=3.0mm+0.3-0mm			
			COMPOSITE FILM #44D-A			
		(10)	W=2.0mm+0.3-0mm			
7	PROTECH	(11)	COMPOSITE FILM #44-A W=10.0mm(t140um)	√	E17385	3M
8	COPPER FOIL	(12)	t0.05×28 mm	√		TORAY
9	FILM		MALAR FILM W=0.35×31.5×3.0 W=0.10×31.5×3.0	√		TORAY
10	TUBE	(13)	SILCON TUBE RSU-1 0.8φ	√	E67922	NISSEI
11	EPOXY		6020H	√	E229633	SHAW HUOW
12	VARNISH		WP-2952F-2G	√	E72979	HITACHI

REPORT BY	CHECK BY	APPROVED BY	CUSTOMER :	DATE
			PART NO : 54P-16078	REV NO.
			ISSUE NO :	PAGE 4 - 4