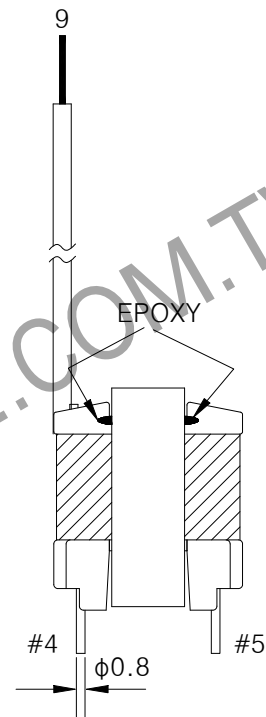
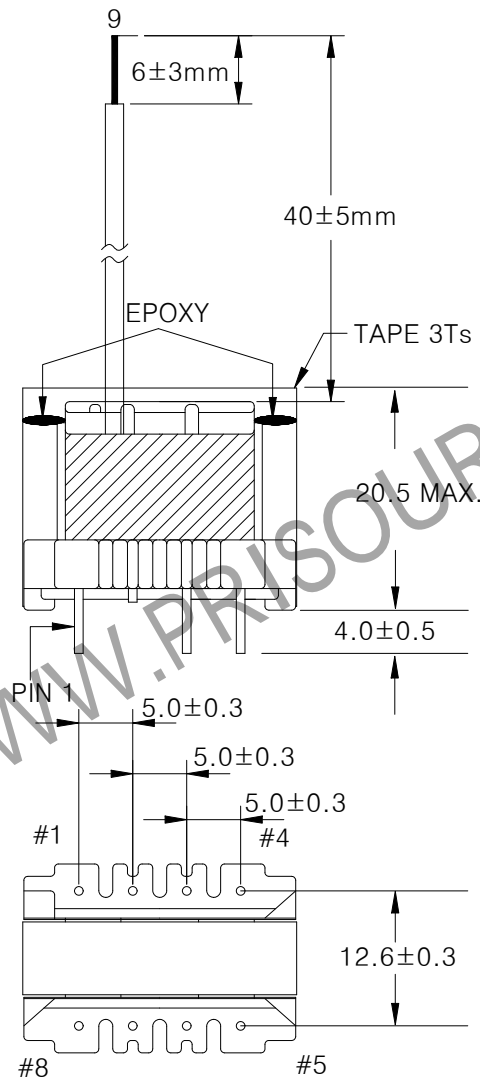
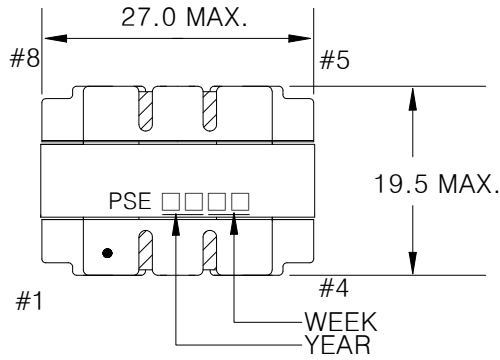


1. MECHANICAL & ASSEMBLY :



NOTE:

1. EPOXY FIXED BETWEEN CORE & CORE (TTL:4 POINTS)
2. PIN 2 CUT SHORTER CAN NOT OVER STOPPER

UNIT : mm

REPORT BY	CHECK BY	APPROVED BY	CUSTOMER :	DATE	
			PART NO : 54P-15001	REV NO.	
			ISSUE NO :	PAGE	4 - 1

2. WINDING CONFIGURATION :

STEP	WINDING	MARGIN TAPE	START-FINISH	COPPER WIRE	TURNS	LAYER TAPE	TUBE	METHOD
1	P1	3.5mm/3.5mm×3Ts	3 - 2	0.18φ	36	3Ts		CLOSE
2	S1	3.0mm/2.0mm×3Ts	8 - 6	0.20φ	59	3Ts		CLOSE
3	P2	3.5mm/3.5mm×3Ts	2 - 1	0.18φ	36	3Ts		CLOSE
4	S2	3.0mm/2.0mm×3Ts	7 - 5	0.20φ	58	3Ts		CLOSE
5	P(B)	3.5mm/3.5mm×2Ts	4 - 9	0.18φ	24	3Ts	0.8φ	CLOSE

NOTE:

3. ELECTRICAL CHARACTERISTICS :

PIN NO.	INDUCTANCE 1 KHz, 1.0Vrms	LEAKAGE INDUCTANCE KHz, Vrms	VOLTAGE RATIO(V) f= 20KHz INPUT 1V	DCR MAX. AT 20°C
3 - 1	0.765mH±10%			2.50 Ω
3 - 2			0.4981Vrms±4%	1.15 Ω
8 - 6			0.7984Vrms±3%	1.65 Ω
2 - 1			0.5041Vrms±3%	1.45 Ω
7 - 5			0.7796Vrms±3%	2.05 Ω
4 - 9			0.3248Vrms±4%	1.20 Ω

HI-POT TEST : (AT 1 mA, 3 SEC)

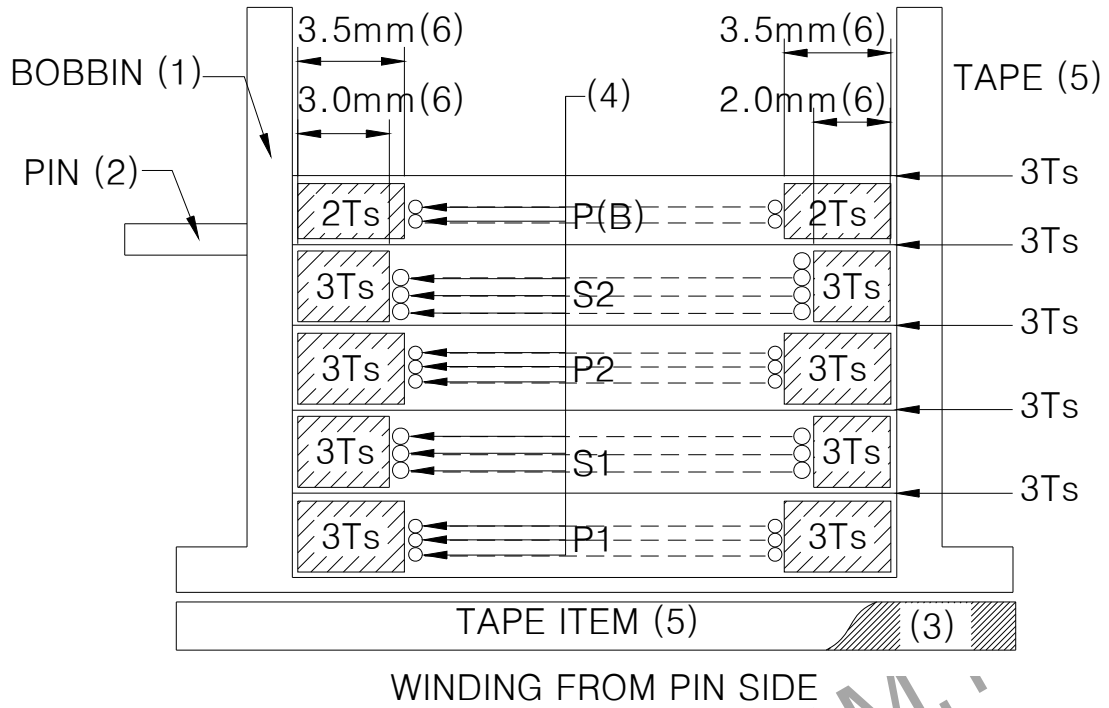
PRI TO SEC 2400VAC
 PRI TO CORE 2400VAC
 SEC TO CORE 2400VAC

INSULATION RESISTANCE: (AT DC 500V)

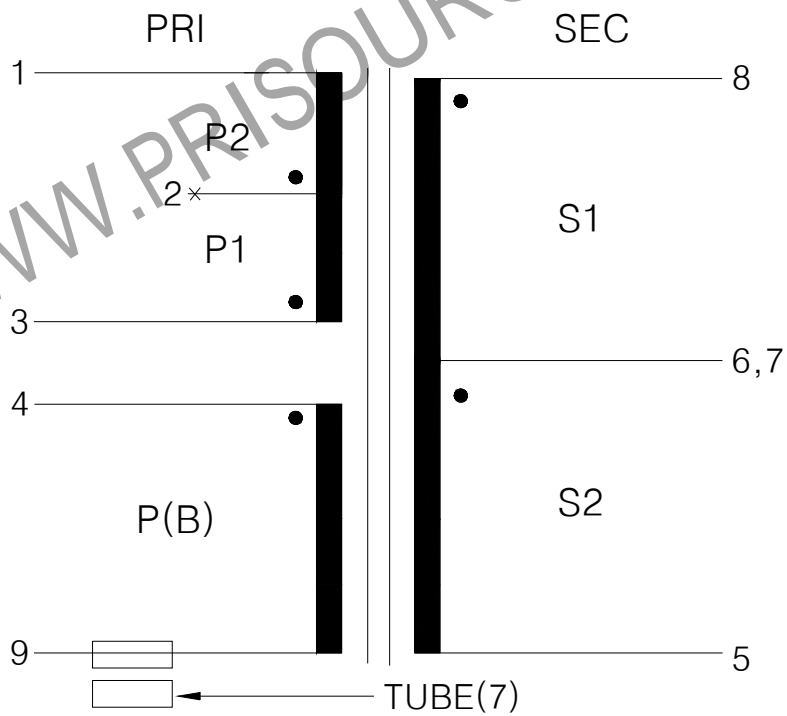
PRI TO SEC 50 MΩ MIN.

REPORT BY	CHECK BY	APPROVED BY	CUSTOMER :	DATE
			PART NO : 54P-15001	REV NO.
			ISSUE NO :	PAGE 4 - 2

4. WINDING SEQUENCE:



5. SCHEMATIC:



REPORT BY	CHECK BY	APPROVED BY	CUSTOMER :	DATE
			PART NO : 54P-15001	REV NO.
			ISSUE NO :	PAGE
				4 - 3

6. MATERIAL LIST :

NO.	DESCRIPTION	ITEM	MATERIAL	LIST OF SAMPLE	UL NO.	MANUFACTURER
1	BOBBIN	(1)	PHENOLIC (PM9820) Thickness:0.30mm Min.	✓	E41429	SUMITOMO
2	PIN	(2)	TINNED C.P WIRE φ 0.8	✓		WELL FORE
3	CORE	(3)	FERRITE CORE EI25 TP4	✓		TDG
4	COPPER WIRE	(4)	POLYURETHANE (2UEW) TYPU-130 MW75-C	✓	E197768	HENG YA
5	MYLAR TAPE	(5)	POLYESTER FILM #1318-1 Y	✓	E17385	3M
6	MARGIN TAPE	(6)	COMPOSITE FILM #44D-A	✓	E17385	3M
7	TUBE	(7)	SILICON TUBE RSU-1	✓	E67922	NISSEI
8	EPOXY		6020H	✓	E229633	WELLS
9	VARNISH		TVB2180T	✓	E83702	KYOCERA

REPORT BY	CHECK BY	APPROVED BY	CUSTOMER :	DATE	
			PART NO : 54P-15001	REV NO.	
			ISSUE NO :	PAGE	4 - 4