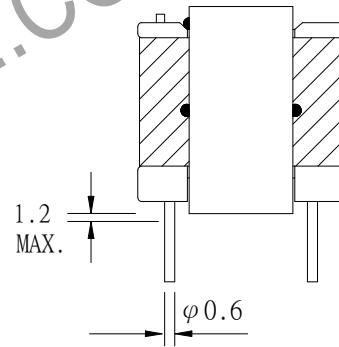
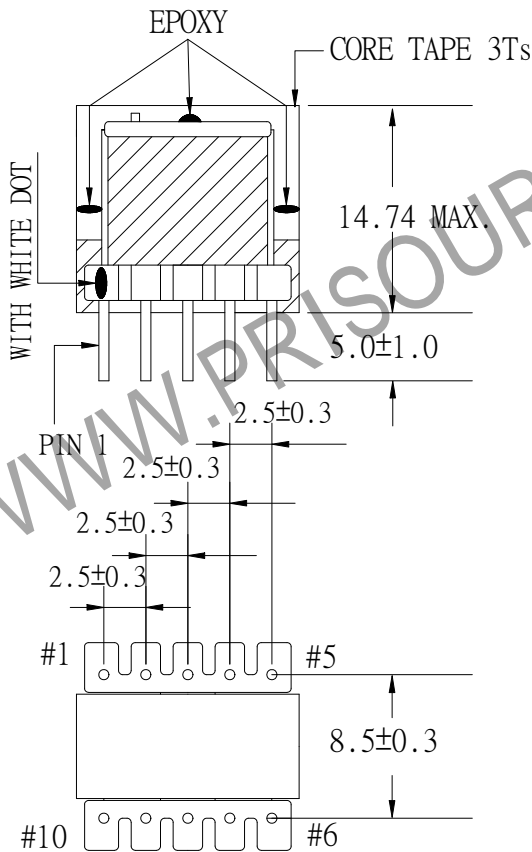
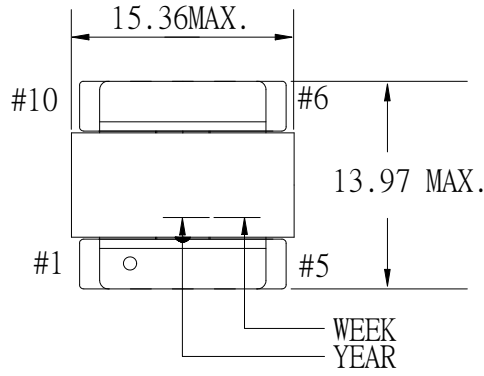


1 . MECHANICAL & ASSEMBLY



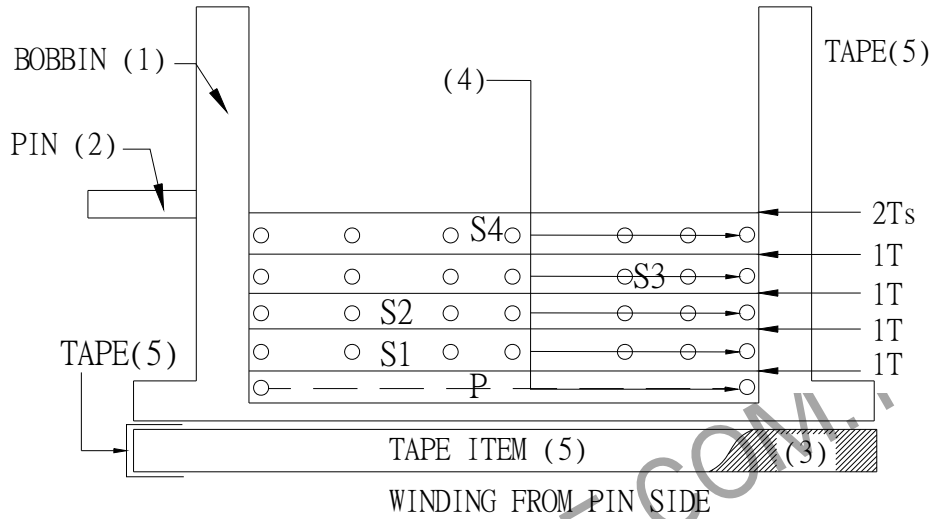
NOTE:

1. EPOXY FIXED BETWEEN CORE & CORE (TTL:4 POINTS). EPOXY FIXED TOP OF BOBBIN & CORE.(ONE POINT).
2. SOLDER **POINT** CAN BE OVER STAND OFF 1.2mm MAX

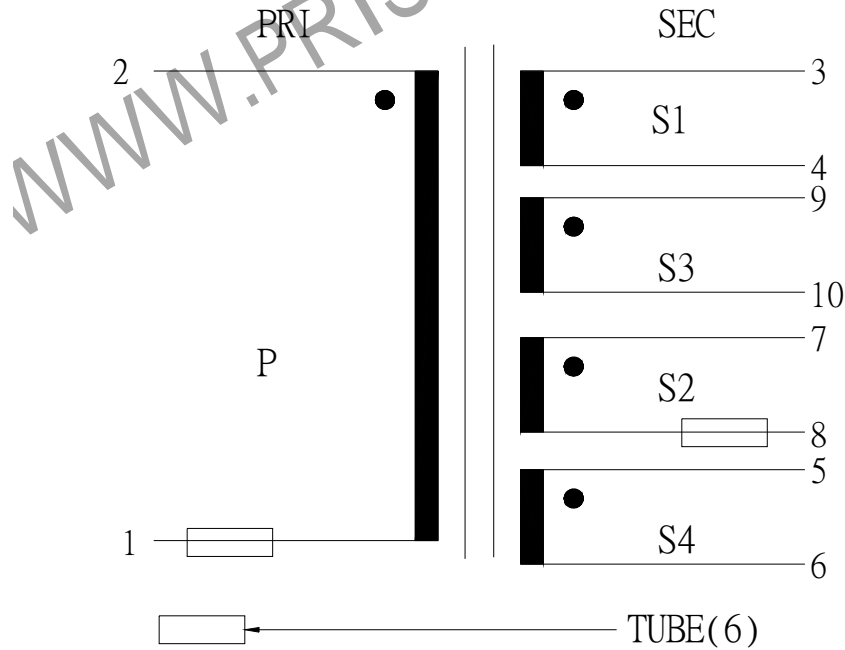
UNIT:mm

REPORT BY	CHECK BY	APPROVED BY	CUSTOMER :	DATE	
			PART NO : 38P-12004	REV NO.	
			ISSUE NO :	PAGE	4 - 1

2.. WINDING SEQUENCE :



3 . SCHEMATIC :



REPORT BY	CHECK BY	APPROVED BY	CUSTOMER :	DATE	
			PART NO : 38P-12004	REV NO.	
			ISSUE NO :	PAGE	4 - 2

4. WINDING CONFIGURATION :

STE	WINDING	MARGIN TAPE	START-FINISH	COPPER WIRE	TURNS	LAYER TAPE	TUBE	METHOD
1	P		2 - 1	0.32 ϕ	21	1T	#28	CLOSE
2	S1		3 - 4	0.32 ϕ	10	1T		SPACE
3	S2		7 - 8	0.32 ϕ	12	1T	#28	SPACE
4	S3		9 - 10	0.32 ϕ	12	1T		SPACE
5	S4		5 - 6	0.32 ϕ	13.5	2Ts		SPACE

NOTE:

5. ELECTRICAL CHARACTERISTICS :

PIN NO.	INDUCTANCE 100KHz, 0.1Vrms	LEAKAGE INDUCTANCE 100KHz, 0.1Vrms	VOLTAGE RATIO(V) f= 20KHz INPUT 1 Vrms	DCR (MAX.) AT 25°C
2 - 1	42.0uH \pm 10%	2.0uH MAX.		131.0m Ω
3 - 4		SHORT	0.4749 Vrms \pm 4.0%	72.5m Ω
5 - 6		SHORT	0.6413 Vrms \pm 3.0%	126.5m Ω
7 - 8		SHORT	0.5701 Vrms \pm 3.0%	94.5m Ω
9 - 10		SHORT	0.5690 Vrms \pm 3.0%	103.0m Ω

HI -POT TEST : (AT 1 mA, 2 SEC.)

COIL TO COIL 1200VAC
COIL TO CORE. 1200VAC

INSULATION RESISTANCE: (AT DC500V)

COIL TO COIL 100 M Ω MIN.
COIL TO CORE. 100 M Ω MIN.

REPORT BY	CHECK BY	APPROVED BY	CUSTOMER :	DATE
			PART NO : 38P-12004	REV NO.
			ISSUE NO :	PAGE
				4 - 3

6. MATERIAL LIST :

NO.	DESCRIPTION	ITEM	MATERIAL	LIST OF SAMPLE	UL NO.	MANUFACTURER
1	BOBBIN	(1)	PHENOLIC(PM9820) Thickness:0.30mm Min	√	E41429	SUMITOMO
2	PIN	(2)	TINNED COPPER WIRE Φ0.6	√		
3	CORE	(3)	FERRITE EE13 EE13 TP4	√		TDG
4	COPPER WIRE	(4)	POLYURETHANE(2UEW) MW75-C TYPU-130	√	E197768	HENG YA
5	MYLAR TAPE	(5)	POLYESTER FILM #1350F-1 Y	√	E17385	3M
6	TUBE	(6)	TEFLON TUBE TFL	√	E156256	GREAT HOLDING
7	VARNISH		WP-2952F-2G	√	E72979	HITACHI
8	EPOXY		6020H	√	E229633	WELLS

REPORT BY	CHECK BY	APPROVED BY	CUSTOMER :	DATE
			PART NO : 38P-12004	REV NO.
			ISSUE NO :	PAGE
				4 - 4